

# Atletismo

5th NACAC U13 & U15 Championship

Managua, Nicaragua - Olympic Stadium IND

Saturday 5th and Sunday 6th July 2025

## RESULTADOS FINALES



**R** EVSYS Athletics

**CALL ROOM SCHEDULE / HORARIO DE CAMARA DE LLAMADAS**

<b>DAY 1</b>		<b>Saturday July 5</b>			<b>MORNING SESSION</b>			
#	OPEN	CLOSE	TIME	EVENT	GENDER	CAT	ROUND	ATHLE
			<b>07:30</b>	<b>Athletes report the to Warm up Area</b>				
1	07:30	08:20	08:30	60 meters	Girls	U13	Penta 1	33
2	07:50	08:40	08:50	60 meters	Boys	U13	Penta 1	35
3	*	*	09:00	High Jump (2 pits)	Girls	U13	Penta 2	33
4	08:10	09:00	09:10	80 meters	Girls	U15	Hepta 1	36
5	*	*	09:20	Baseball Throw - Group A - South	Boys	U13	Penta 2	35
6	08:30	09:20	09:30	80 meters	Boys	U15	Hepta 1	35
7	*	*	09:45	Long Jump - Group A	Girls	U15	Hepta 2	36
8	*	*	10:00	Shot Put (3k) (2 circles)	Boys	U15	Hepta 2	35
9	*	*	10:20	Baseball Throw - Group B - South	Boys	U13	Penta 2	
10	*	*	10:45	Long Jump - Group B	Girls	U15	Hepta 2	
			<b>11:30</b>	<b>AWARDS CEREMONY</b>				

		<b>Saturday July 5</b>			<b>AFTERNOON SESSION</b>			
#	OPEN	CLOSE	TIME	EVENT	GENDER	CAT	ROUND	ATHLE
			<b>03:30</b>	<b>Athletes report the to Warm up Area</b>				
11	03:30	04:00	04:30	Baseball Throw - Group A - South	Girls	U13	Penta 3	33
*	*	*	*	Baseball Throw - Group B - North	Girls	U13	Penta 3	
12	03:30	04:00	04:30	High Jump (2 pits)	Boys	U13	Penta 3	35
13	03:30	04:00	04:30	Long Jump - Group A	Boys	U15	Hepta 3	35
			<b>06:00</b>	<b>OPENING CEREMONY</b>				
			<b>06:30</b>	<b>AWARDS CEREMONY</b>				
14	05:45	06:15	06:45	Shot Put (3k) (2 circles)	Girls	U15	Hepta 3	36
15	06:00	06:30	07:00	Long Jump - Group B	Boys	U15	Hepta 3	
16	07:00	07:50	08:00	4x100 Relays	Mixed	U13	Final	
17	07:15	08:05	08:15	4x100 Relays	Mixed	U15	Final	
			<b>08:20</b>	<b>AWARDS CEREMONY</b>				

**DAY 2**

Sunday July 6

**MORNING SESSION**

#	OPEN	CLOSE	TIME	EVENT	GENDER	CAT	ROUND	ATHLE
			<b>07:30</b>	<b>Athletes report the to Warm up Area</b>				
18	07:30	08:20	08:30	60 meters hurdles (0.76m)	Girls	U15	Hepta 4	36
19	07:30	08:00	08:30	Long Jump - Group A	Girls	U13	Penta 4	33
20	07:55	08:45	08:55	80 meters hurdles (0.84m)	Boys	U15	Hepta 4	35
21	*	*	09:00	Baseball Throw - Group A - South	Girls	U15	Hepta 5	36
22	*	*	09:00	Baseball Throw - Group B - North	Girls	U15	Hepta 5	
23	*	*	09:30	High Jump (2 pits)	Boys	U15	Hepta 5	35
24	*	*	09:30	Long Jump - Group B	Girls	U13	Penta 4	
25	09:30	10:00	10:30	Long Jump - Group A	Boys	U13	Penta 4	35
26	*	*	11:30	Long Jump - Group B	Boys	U13	Penta 4	
			<b>11:30</b>	<b>AWARDS CEREMONY</b>				

Sunday July 6

**AFTERNOON SESSION**

#	OPEN	CLOSE	TIME	EVENT	GENDER	CAT	ROUND	ATHLE
			<b>04:00</b>	<b>Athletes report the to Warm up Area</b>				
27	04:00	04:30	05:00	High Jump (2 pits)	Girls	U15	Hepta 6	36
28	04:00	04:30	05:00	Baseball Throw - Group A - South	Boys	U15	Hepta 6	35
29	04:30	05:20	05:30	800 meters	Girls	U13	Penta 5	33
30	05:00	05:50	06:00	1000 meters	Boys	U13	Penta 5	35
31	*	*	06:00	Baseball Throw - Group B - South	Boys	U15	Hepta 6	
32	*	*	07:00	1000 meters	Girls	U15	Hepta 7	36
33	*	*	07:30	1200 meters	Boys	U15	Hepta 7	35
			<b>07:45</b>	<b>AWARDS AND CLOSING CEREMONY</b>				



# 5th NACAC U13 & U15 Championship

Managua, Nicaragua - Olympic Stadium IND - Saturday 5th and Sunday 6th July 2025



RESULTADOS FINALES

---

# Categoría U13, Femenino

# 5th NACAC U13 & U15 Championship

Managua, Nicaragua - Olympic Stadium IND - Saturday 5th and Sunday 6th July 2025



## RESULTADOS FINALES

### Final Pentatlón U13, Femenino






Pos	Nombre del Atleta		60m	Largo	Alto	Bola	800m	Marca
1	Jenoi Jenelle DALEY Jamaica		<b>8.37</b> 777 pts	<b>4.29</b> 476 pts	<b>1.40</b> 541 pts	<b>42.60</b> 475 pts	<b>2:40.28</b> 466 pts	<b>2735 pts</b>
2	Mikyla Jeanette SEARS Bahamas		<b>8.22</b> 811 pts	<b>4.77</b> 574 pts	<b>1.35</b> 499 pts	<b>31.45</b> 356 pts	<b>2:37.19</b> 493 pts	<b>2733 pts</b>
3	Dominique Amari JOSEPH Grenada		<b>8.58</b> 732 pts	<b>4.52</b> 523 pts	<b>1.46</b> 590 pts	<b>33.72</b> 383 pts	<b>2:47.53</b> 407 pts	<b>2635 pts</b>
4	Leah-Rose Catherine CHARLES Grenada		<b>8.28</b> 797 pts	<b>4.82</b> 585 pts	<b>1.40</b> 541 pts	<b>37.60</b> 426 pts	<b>3:08.83</b> 262 pts	<b>2611 pts</b>
5	Aliyah Zendaya WILLIAMS Antigua & Barbuda		<b>8.28</b> 797 pts	<b>4.30</b> 478 pts	<b>1.35</b> 499 pts	<b>37.66</b> 426 pts	<b>2:47.31</b> 409 pts	<b>2609 pts</b>
6	Doneila Brianna SPEED Jamaica		<b>8.50</b> 749 pts	<b>4.62</b> 544 pts	<b>1.25</b> 426 pts	<b>35.20</b> 399 pts	<b>2:37.46</b> 490 pts	<b>2608 pts</b>
7	Meelany CASTRO Beltrán Cuba		<b>8.30</b> 793 pts	<b>4.70</b> 560 pts	<b>1.35</b> 499 pts	<b>36.70</b> 415 pts	<b>3:01.78</b> 306 pts	<b>2573 pts</b>
8	Codeyjah A`Juniah CONNOR Anguilla		<b>8.47</b> 756 pts	<b>4.13</b> 444 pts	<b>1.40</b> 541 pts	<b>26.29</b> 296 pts	<b>2:33.70</b> 524 pts	<b>2561 pts</b>
9	Kian Rashan DUNCOMBE Bahamas		<b>8.40</b> 771 pts	<b>4.21</b> 460 pts	<b>1.35</b> 499 pts	<b>23.40</b> 258 pts	<b>2:33.67</b> 524 pts	<b>2512 pts</b>
10	Janae Shamiah BELGRAVE Barbados		<b>8.68</b> 712 pts	<b>3.99</b> 416 pts	<b>1.40</b> 541 pts	<b>23.38</b> 258 pts	<b>2:29.56</b> 563 pts	<b>2490 pts</b>
11	Ny-An Kaize CAROLINA Curacao		<b>8.92</b> 664 pts	<b>4.19</b> 456 pts	<b>1.25</b> 426 pts	<b>39.70</b> 446 pts	<b>2:40.34</b> 465 pts	<b>2457 pts</b>
12	Kiarah Kemiesha SIMON Antigua & Barbuda		<b>8.24</b> 806 pts	<b>3.86</b> 390 pts	<b>1.15</b> 352 pts	<b>29.79</b> 338 pts	<b>2:38.01</b> 485 pts	<b>2371 pts</b>
13	Paola GARCIA Tejeda República Dominicana		<b>8.81</b> 686 pts	<b>4.15</b> 448 pts	<b>1.25</b> 426 pts	<b>43.94</b> 485 pts	<b>2:59.66</b> 320 pts	<b>2365 pts</b>
14	Roshanna Shevern LENNON British Virgin Islands		<b>8.51</b> 747 pts	<b>4.18</b> 454 pts	<b>1.35</b> 499 pts	<b>29.45</b> 333 pts	<b>3:00.17</b> 317 pts	<b>2350 pts</b>
15	Jisbell Maria JAVIER República Dominicana		<b>8.64</b> 720 pts	<b>4.13</b> 444 pts	<b>1.30</b> 462 pts	<b>33.85</b> 383 pts	<b>3:12.11</b> 242 pts	<b>2251 pts</b>
16	Zaniyah Roshaunna BROWNE Barbados		<b>8.39</b> 773 pts	<b>4.48</b> 515 pts	<b>1.25</b> 426 pts	<b>23.66</b> 265 pts	<b>3:07.58</b> 270 pts	<b>2249 pts</b>
17	Jacquelyn DOUGLAS Cayman Islands		<b>8.76</b> 695 pts	<b>4.31</b> 480 pts	<b>1.25</b> 426 pts	<b>27.20</b> 309 pts	<b>2:57.34</b> 336 pts	<b>2246 pts</b>
18	Anhais Esselyn AHRENDT Curacao		<b>9.07</b> 636 pts	<b>4.41</b> 500 pts	<b>1.20</b> 389 pts	<b>39.42</b> 441 pts	<b>3:08.46</b> 264 pts	<b>2230 pts</b>
19	Kierra Sarai BROADLEY-SAMUELS Bermuda		<b>9.19</b> 613 pts	<b>3.83</b> 384 pts	<b>1.15</b> 352 pts	<b>36.45</b> 410 pts	<b>2:44.83</b> 429 pts	<b>2188 pts</b>
20	Giuliana Saphyre FAULKNER British Virgin Islands		<b>8.60</b> 728 pts	<b>4.33</b> 484 pts	<b>1.30</b> 462 pts	<b>23.28</b> 258 pts	<b>3:10.33</b> 253 pts	<b>2185 pts</b>
21	Suletu Ixakbal RICHARDS-SIU Honduras		<b>8.75</b> 698 pts	<b>3.96</b> 410 pts	<b>1.25</b> 426 pts	<b>25.15</b> 284 pts	<b>2:57.02</b> 338 pts	<b>2156 pts</b>
22	Danielle WEBSTER Cayman Islands		<b>8.78</b> 692 pts	<b>4.01</b> 420 pts	<b>1.15</b> 352 pts	<b>25.01</b> 284 pts	<b>2:48.93</b> 397 pts	<b>2145 pts</b>
23	Naailah Azziza STEVENSON St. Vincent & The Grenadines		<b>9.03</b> 643 pts	<b>4.00</b> 418 pts	<b>1.20</b> 389 pts	<b>28.40</b> 321 pts	<b>2:59.98</b> 318 pts	<b>2089 pts</b>
24	Jordyn Nelody LEWIS Bermuda		<b>8.90</b> 668 pts	<b>3.93</b> 404 pts	<b>1.15</b> 352 pts	<b>20.30</b> 217 pts	<b>2:50.42</b> 385 pts	<b>2026 pts</b>

# 5th NACAC U13 & U15 Championship

Managua, Nicaragua - Olympic Stadium IND - Saturday 5th and Sunday 6th July 2025



## RESULTADOS FINALES

<b>25</b>	Milagros Guadalupe FLORES <b>Nicaragua</b>	 Bonilla	<b>9.74</b> 519 pts	<b>3.61</b> 340 pts	<b>1.20</b> 389 pts	<b>30.15</b> 344 pts	<b>2:45.85</b> 421 pts	<b>2013 pts</b>
<b>26</b>	Ajanique Ishmella BOWENS <b>Anguilla</b>		<b>9.17</b> 617 pts	<b>3.60</b> 338 pts	<b>1.25</b> 426 pts	<b>21.30</b> 231 pts	<b>2:49.45</b> 393 pts	<b>2005 pts</b>
<b>27</b>	Zailah Zoey LANOY <b>Aruba</b>		<b>9.43</b> 571 pts	<b>3.43</b> 304 pts	<b>1.15</b> 352 pts	<b>19.58</b> 210 pts	<b>2:53.32</b> 364 pts	<b>1801 pts</b>
<b>28</b>	Dy-Angely Omaira COURTAR <b>Aruba</b>		<b>10.27</b> 438 pts	<b>2.71</b> 160 pts	<b>1.10</b> 316 pts	<b>32.59</b> 372 pts	<b>3:10.36</b> 253 pts	<b>1539 pts</b>
	Elena Sinaf RUIZ <b>Nicaragua</b>		<b>9.53</b> 554 pts	<b>3.11</b> 240 pts	<b>1.10</b> 316 pts	<b>21.85</b> 238 pts	<b>DNS</b> 0 pts	<b>DNF</b>

# 5th NACAC U13 & U15 Championship

Managua, Nicaragua - Olympic Stadium IND - Saturday 5th and Sunday 6th July 2025



## RESULTADOS FINALES

### Puntuación

## Pentatlón - 60 mts Planos (1)

U13, Femenino

Pos	Nombre del Atleta	Dorsal	Nacimiento	Edad	Equipo	Carril	Marca		
<b>HEAT # 1</b>									
1	Mikyla Jeanette SEARS	213	25/3/2013	12	Bahamas	3	<b>08.22</b>	811 pts	1.9
2	Jenoi Jenelle DALEY	246	14/2/2013	12	Jamaica	2	<b>08.37</b>	777 pts	1.9
3	Codeyjah A` Juniah CONNOR	202	30/4/2013	12	Anguilla	8	<b>08.47</b>	756 pts	1.9
4	Giuliana Sapphyre FAULKNER	225	18/6/2013	12	British Virgin Islands	5	<b>08.60</b>	728 pts	1.9
5	Jisbell Maria JAVIER	254	22/7/2013	12	República Dominicana	7	<b>08.64</b>	720 pts	1.9
6	Danielle WEBSTER	229	28/8/2014	11	Cayman Islands	4	<b>08.78</b>	692 pts	1.9
7	Jordyn Nelody LEWIS	222	19/6/2014	11	Bermuda	1	<b>08.90</b>	668 pts	1.9
8	Dy-Angely Omaira COURTAR	210	3/4/2014	11	Aruba	6	<b>10.27</b>	438 pts	1.9

<b>HEAT # 2</b>									
1	Zaniyah Roshanna BROWNE	217	6/5/2013	12	Barbados	5	<b>08.39</b>	773 pts	0.2
2	Roshanna Shevern LENNON	226	30/5/2013	12	British Virgin Islands	2	<b>08.51</b>	747 pts	0.2
3	Suletu Ixakbal RICHARDS-SIU	244	10/9/2013	12	Honduras	3	<b>08.75</b>	698 pts	0.2
4	Paola GARCIA Tejada	255	31/8/2013	12	República Dominicana	4	<b>08.81</b>	686 pts	0.2
5	Naailah Azziza STEVENSON	264	18/11/2014	11	St. Vincent & The Grenadines	7	<b>09.03</b>	643 pts	0.2
6	Ajanique Ishmella BOWENS	201	24/1/2013	12	Anguilla	6	<b>09.17</b>	617 pts	0.2
7	Zailah Zoey LANOY	209	4/2/2014	11	Aruba	1	<b>09.43</b>	571 pts	0.2

<b>HEAT # 3</b>									
1	Kiarah Kemiesha SIMON	206	2/12/2013	12	Antigua & Barbuda	7	<b>08.24</b>	806 pts	1.1
2	Dominique Amari JOSEPH	240	28/9/2013	12	Grenada	2	<b>08.58</b>	732 pts	1.1
3	Janae Shamiah BELGRAVE	218	11/9/2013	12	Barbados	6	<b>08.68</b>	712 pts	1.1
4	Jacquelyn DOUGLAS	230	27/1/2013	12	Cayman Islands	4	<b>08.76</b>	695 pts	1.1
5	Anhais Esselyn AHRENDT	236	16/8/2014	11	Curacao	5	<b>09.07</b>	636 pts	1.1
6	Kierra Sarai BROADLEY-SAMUELS	221	12/4/2014	11	Bermuda	3	<b>09.19</b>	613 pts	1.1
7	Milagros Guadalupe FLORES Bonilla	250	23/9/2014	11	Nicaragua	1	<b>09.74</b>	519 pts	1.1

<b>HEAT # 4</b>									
1	Leah-Rose Catherine CHARLES	241	1/1/2013	12	Grenada	3	<b>08.28</b>	(.271) 797 pts	-0.6
2	Aliyah Zendaya WILLIAMS	205	3/9/2013	12	Antigua & Barbuda	5	<b>08.28</b>	(.273) 797 pts	-0.6
3	Meelany CASTRO Beltrán	233	6/1/2013	12	Cuba	2	<b>08.30</b>	793 pts	-0.6
4	Kian Rashaun DUNCOMBE	214	21/2/2013	12	Bahamas	7	<b>08.40</b>	771 pts	-0.6
5	Doneila Brianna SPEED	247	20/5/2013	12	Jamaica	6	<b>08.50</b>	749 pts	-0.6
6	Ny-An Kaize CAROLINA	235	7/1/2014	11	Curacao	1	<b>08.92</b>	664 pts	-0.6
7	Elena Sinaí RUIZ	251	12/6/2014	11	Nicaragua	4	<b>09.53</b>	554 pts	-0.6

# 5th NACAC U13 & U15 Championship

Managua, Nicaragua - Olympic Stadium IND - Saturday 5th and Sunday 6th July 2025



## RESULTADOS FINALES

### Resultados Generales

Pos	Nombre del Atleta	Equipo	Heat	Marca		Viento
1	Mikyla Jeanette SEARS	<b>Bahamas</b>	1	<b>08.22</b>	811 pts	1.9
2	Kiarah Kemiesha SIMON	<b>Antigua &amp; Barbuda</b>	3	<b>08.24</b>	806 pts	1.1
3	Leah-Rose Catherine CHARLES	<b>Grenada</b>	4	<b>08.28</b>	797 pts(71)	-0.6
4	Aliyah Zendaya WILLIAMS	<b>Antigua &amp; Barbuda</b>	4	<b>08.28</b>	797 pts(73)	-0.6
5	Meelany CASTRO Beltrán	<b>Cuba</b>	4	<b>08.30</b>	793 pts	-0.6
6	Jenoi Jenelle DALEY	<b>Jamaica</b>	1	<b>08.37</b>	777 pts	1.9
7	Zaniyah Roshanna BROWNE	<b>Barbados</b>	2	<b>08.39</b>	773 pts	0.2
8	Kian Rshan DUNCOMBE	<b>Bahamas</b>	4	<b>08.40</b>	771 pts	-0.6
9	Codeyah A`Juniah CONNOR	<b>Anguilla</b>	1	<b>08.47</b>	756 pts	1.9
10	Doneila Brianna SPEED	<b>Jamaica</b>	4	<b>08.50</b>	749 pts	-0.6
11	Roshanna Shevern LENNON	<b>British Virgin Islands</b>	2	<b>08.51</b>	747 pts	0.2
12	Dominique Amari JOSEPH	<b>Grenada</b>	3	<b>08.58</b>	732 pts	1.1
13	Giuliana Sapphyre FAULKNER	<b>British Virgin Islands</b>	1	<b>08.60</b>	728 pts	1.9
14	Jisbell Maria JAVIER	<b>República Dominicana</b>	1	<b>08.64</b>	720 pts	1.9
15	Janae Shamiah BELGRAVE	<b>Barbados</b>	3	<b>08.68</b>	712 pts	1.1
16	Suletu Ixakbal RICHARDS-SIU	<b>Honduras</b>	2	<b>08.75</b>	698 pts	0.2
17	Jacquelyn DOUGLAS	<b>Cayman Islands</b>	3	<b>08.76</b>	695 pts	1.1
18	Danielle WEBSTER	<b>Cayman Islands</b>	1	<b>08.78</b>	692 pts	1.9
19	Paola GARCIA Tejeda	<b>República Dominicana</b>	2	<b>08.81</b>	686 pts	0.2
20	Jordyn Nelody LEWIS	<b>Bermuda</b>	1	<b>08.90</b>	668 pts	1.9
21	Ny-An Kaize CAROLINA	<b>Curacao</b>	4	<b>08.92</b>	664 pts	-0.6
22	Naailah Azziza STEVENSON	<b>St. Vincent &amp; The Grenadines</b>	2	<b>09.03</b>	643 pts	0.2
23	Anhais Esselyn AHRENDT	<b>Curacao</b>	3	<b>09.07</b>	636 pts	1.1
24	Ajanique Ishmella BOWENS	<b>Anguilla</b>	2	<b>09.17</b>	617 pts	0.2
25	Kierra Sarai BROADLEY-SAMUELS	<b>Bermuda</b>	3	<b>09.19</b>	613 pts	1.1
26	Zailah Zoey LANOY	<b>Aruba</b>	2	<b>09.43</b>	571 pts	0.2
27	Elena Sinai RUIZ	<b>Nicaragua</b>	4	<b>09.53</b>	554 pts	-0.6
28	Milagros Guadalupe FLORES Bonilla	<b>Nicaragua</b>	3	<b>09.74</b>	519 pts	1.1
29	Dy-Angely Omaira COURTAR	<b>Aruba</b>	1	<b>10.27</b>	438 pts	1.9

# 5th NACAC U13 & U15 Championship

Managua, Nicaragua - Olympic Stadium IND - Saturday 5th and Sunday 6th July 2025



## RESULTADOS FINALES

### Puntuación

## Pentatlón - Salto Largo (2)

U13, Femenino

Pos	Nombre del Atleta	Dorsal	Nacimiento	Edad	Equipo	Marca		Viento
1	Mikyla Jeanette SEARS	213	25/3/2013	12	Bahamas	<b>4.77 m</b>	574 pts	+0.6
2	Zaniyah Roshauanna BROWNE	217	6/5/2013	12	Barbados	<b>4.48 m</b>	515 pts	-0.9
3	Giuliana Sapphyre FAULKNER	225	18/6/2013	12	British Virgin Islands	<b>4.33 m</b>	484 pts	+0.5
4	Aliyah Zendaya WILLIAMS	205	3/9/2013	12	Antigua & Barbuda	<b>4.30 m</b>	478 pts	+1.3
5	Kian Rashan DUNCOMBE	214	21/2/2013	12	Bahamas	<b>4.21 m</b>	460 pts	-2.4
6	Roshanna Shevern LENNON	226	30/5/2013	12	British Virgin Islands	<b>4.18 m</b>	454 pts	-0.3
7	Codeyjah A`Juniah CONNOR	202	30/4/2013	12	Anguilla	<b>4.13 m</b>	444 pts	-0.4
8	Janae Shamiah BELGRAVE	218	11/9/2013	12	Barbados	<b>3.99 m</b>	416 pts	+0.2
9	Jordyn Nelody LEWIS	222	19/6/2014	11	Bermuda	<b>3.93 m</b>	404 pts	+0.1
10	Kiarah Kemiesha SIMON	206	2/12/2013	12	Antigua & Barbuda	<b>3.86 m</b>	390 pts	+1.2
11	Kierra Sarai BROADLEY-SAMUELS	221	12/4/2014	11	Bermuda	<b>3.83 m</b>	384 pts	+0.4
12	Ajanique Ishmella BOWENS	201	24/1/2013	12	Anguilla	<b>3.60 m</b>	338 pts	+1.7
13	Zailah Zoey LANOY	209	4/2/2014	11	Aruba	<b>3.43 m</b>	304 pts	-4.2
14	Dy-Angely Omaira COURTAR	210	3/4/2014	11	Aruba	<b>2.71 m</b>	160 pts	+0.4

### Detalle

		1	2	3	4	5	6		
mikyla jeanette SEARS	bahamas	<b>4.77</b>	+0.6	<b>4.34</b>	-0.8	<b>4.26</b>	-1.7		
zaniyah roshaunna BROWNE	barbados	<b>4.48</b>	-0.9	<b>4.11</b>	-2.9	<b>4.34</b>	+0.2		
giuliana sapphyre FAULKNER	british virgin islan	<b>4.33</b>	+0.5	<b>4.23</b>	-0.1	x			
aliyah zendaya WILLIAMS	antigua & barbudi	<b>3.88</b>	-0.3	<b>4.03</b>	-0.3	<b>4.30</b>	+1.3		
kian rashan DUNCOMBE	bahamas	<b>3.68</b>	-0.1	<b>3.90</b>	+0.1	<b>4.21</b>	-2.4		
roshanna shevern LENNON	british virgin islan	<b>4.02</b>	-0.3	<b>4.18</b>	-0.3	<b>4.05</b>	-0.3		
codeyjah a`juniah CONNOR	anguilla	x		x		<b>4.13</b>	-0.4		
janae shamiah BELGRAVE	barbados	<b>3.55</b>	-0.4	<b>3.23</b>	-0.2	<b>3.99</b>	+0.2		
jordyn nelody LEWIS	bermuda	<b>3.81</b>	-2.2	<b>3.68</b>	-0.6	<b>3.93</b>	+0.1		
kiarah kemiesha SIMON	antigua & barbudi	<b>3.86</b>	+1.2	x		x			
kierra sarai BROADLEY-SAMUELS	bermuda	<b>3.75</b>	0.0	<b>3.82</b>	-0.1	<b>3.83</b>	+0.4		
ajanique ishmella BOWENS	anguilla	x		<b>3.60</b>	+1.7	x			
zailah zoey LANOY	aruba	<b>2.96</b>	+0.7	<b>2.68</b>	+0.3	<b>3.43</b>	-4.2		
dy-angely omaira COURTAR	aruba	<b>2.71</b>	+0.4	x		<b>2.38</b>	-2.4		

# 5th NACAC U13 & U15 Championship

Managua, Nicaragua - Olympic Stadium IND - Saturday 5th and Sunday 6th July 2025



## RESULTADOS FINALES

### Puntuación

## Pentatlón - Salto Largo (2)

U13, Femenino

Pos	Nombre del Atleta	Dorsal	Nacimiento	Edad	Equipo	Marca		Viento
1	Leah-Rose Catherine CHARLES	241	1/1/2013	12	Grenada	<b>4.82 m</b>	585 pts	-0.9
2	Meelany CASTRO Beltrán	233	6/1/2013	12	Cuba	<b>4.70 m</b>	560 pts	+0.6
3	Doneila Brianna SPEED	247	20/5/2013	12	Jamaica	<b>4.62 m</b>	544 pts	+0.5
4	Dominique Amari JOSEPH	240	28/9/2013	12	Grenada	<b>4.52 m</b>	523 pts	+0.4
5	Anhais Esselyn AHRENDT	236	16/8/2014	11	Curacao	<b>4.41 m</b>	500 pts	+0.3
6	Jacquelyn DOUGLAS	230	27/1/2013	12	Cayman Islands	<b>4.31 m</b>	480 pts	+1.3
7	Jenoi Jenelle DALEY	246	14/2/2013	12	Jamaica	<b>4.29 m</b>	476 pts	+0.3
8	Ny-An Kaize CAROLINA	235	7/1/2014	11	Curacao	<b>4.19 m</b>	456 pts	+0.5
9	Paola GARCIA Tejada	255	31/8/2013	12	República Dominicana	<b>4.15 m</b>	448 pts	-1.5
10	Jisbell Maria JAVIER	254	22/7/2013	12	República Dominicana	<b>4.13 m</b>	444 pts	-0.7
11	Danielle WEBSTER	229	28/8/2014	11	Cayman Islands	<b>4.01 m</b>	420 pts	+0.2
12	Naailah Azziza STEVENSON	264	18/11/2014	11	St. Vincent & The Grenadines	<b>4.00 m</b>	418 pts	+0.9
13	Suletu Ixakbal RICHARDS-SIU	244	10/9/2013	12	Honduras	<b>3.96 m</b>	410 pts	+0.7
14	Milagros Guadalupe FLORES Bonilla	250	23/9/2014	11	Nicaragua	<b>3.61 m</b>	340 pts	-0.8
15	Elena Sinaí RUIZ	251	12/6/2014	11	Nicaragua	<b>3.11 m</b>	240 pts	+0.4

### Detalle

		1	2	3	4	5	6
leah-rose catherine CHARLES	grenada	<b>4.82</b>	-0.9	<b>4.78</b>	+0.3	<b>x</b>	
meelany CASTRO	cuba	<b>4.54</b>	-1.0	<b>4.64</b>	-0.8	<b>4.70</b>	+0.6
doneila brianna SPEED	jamaica	<b>x</b>		<b>4.62</b>	+0.5	<b>4.52</b>	-0.2
dominique amari JOSEPH	grenada	<b>3.39</b>	-0.3	<b>4.08</b>	+1.4	<b>4.52</b>	+0.4
anhais esselyn AHRENDT	curacao	<b>4.22</b>	+0.3	<b>4.41</b>	+0.3	<b>4.28</b>	+0.4
jacquelyn DOUGLAS	cayman islands	<b>3.91</b>	-1.0	<b>4.17</b>	+0.1	<b>4.31</b>	+1.3
jenoi jenelle DALEY	jamaica	<b>x</b>		<b>4.29</b>	+0.3	<b>4.13</b>	-0.7
ny-an kaize CAROLINA	curacao	<b>4.14</b>	-0.1	<b>4.19</b>	+1.4	<b>4.19</b>	+0.5
paola GARCIA	república dominic	<b>3.86</b>	-1.7	<b>4.15</b>	-1.5	<b>3.88</b>	+2.1
jisbell maria JAVIER	república dominic	<b>4.07</b>	-1.5	<b>4.13</b>	-0.7	<b>x</b>	
danielle WEBSTER	cayman islands	<b>3.67</b>	-0.3	<b>4.01</b>	+0.9	<b>4.01</b>	+0.2
naailah azziza STEVENSON	st. vincent & the g	<b>x</b>		<b>3.92</b>	-0.6	<b>4.00</b>	+0.9
suletu ixakbal RICHARDS-SIU	honduras	<b>3.96</b>	-1.0	<b>3.96</b>	+0.7	<b>3.65</b>	+0.5
milagros guadalupe FLORES	nicaragua	<b>3.61</b>	-0.8	<b>3.60</b>	-2.5	<b>3.38</b>	-1.2
elena sinaí RUIZ	nicaragua	<b>3.10</b>	+0.6	<b>3.10</b>	-2.8	<b>3.11</b>	+0.4

# 5th NACAC U13 & U15 Championship

Managua, Nicaragua - Olympic Stadium IND - Saturday 5th and Sunday 6th July 2025



## RESULTADOS FINALES

### Puntuación

## Pentatlón - Salto Alto (3)

U13, Femenino

Pos	Nombre del Atleta	Dorsal	Nacimiento	Edad	Equipo	Marca	
1	Codeyjah A`Juniah CONNOR	202	30/4/2013	12	Anguilla	1.40 m	541 pts
2	Janae Shamiah BELGRAVE	218	11/9/2013	12	Barbados	1.40 m	541 pts
3	Kian Rashan DUNCOMBE	214	21/2/2013	12	Bahamas	1.35 m	499 pts
3	Roshanna Shevern LENNON	226	30/5/2013	12	British Virgin Islands	1.35 m	499 pts
5	Mikyla Jeanette SEARS	213	25/3/2013	12	Bahamas	1.35 m	499 pts
5	Aliyah Zendaya WILLIAMS	205	3/9/2013	12	Antigua & Barbuda	1.35 m	499 pts
7	Giuliana Sapphyre FAULKNER	225	18/6/2013	12	British Virgin Islands	1.30 m	462 pts
8	Zaniyah Roshanna BROWNE	217	6/5/2013	12	Barbados	1.25 m	426 pts
9	Ajanique Ishmella BOWENS	201	24/1/2013	12	Anguilla	1.25 m	426 pts
10	Kiarah Kemiesha SIMON	206	2/12/2013	12	Antigua & Barbuda	1.15 m	352 pts
10	Zailah Zoey LANOY	209	4/2/2014	11	Aruba	1.15 m	352 pts
12	Kierra Sarai BROADLEY-SAMUELS	221	12/4/2014	11	Bermuda	1.15 m	352 pts
13	Jordyn Nelody LEWIS	222	19/6/2014	11	Bermuda	1.15 m	352 pts
14	Dy-Angely Omaira COURTAR	210	3/4/2014	11	Aruba	1.10 m	316 pts

### Detalle

1.00 1.05 1.10 1.15 1.20 1.25 1.30 1.35 1.40 1.43

Atleta	Equipo	1.00	1.05	1.10	1.15	1.20	1.25	1.30	1.35	1.40	1.43
codeyjah a`juniah CONNOR	anguilla	-	-	o	o	o	o	xo	xxo	o	xxx
janae shamiah BELGRAVE	barbados	o	o	o	o	o	xo	o	xo	xo	
roshanna shevern LENNON	british virgin is	-	-	-	o	o	o	o	o	xxx	
kian rashan DUNCOMBE	bahamas	-	-	-	o	o	o	o	o	xxx	
aliyah zendaya WILLIAMS	antigua & barb	o	o	o	o	o	o	xo	o	xxx	
mikyla jeanette SEARS	bahamas	-	-	-	xo	o	o	o	o	xxx	
giuliana sapphyre FAULKNER	british virgin is	o	o	o	o	o	xo	xo	xxx		
zaniyah roshaunna BROWNE	barbados	o	o	o	o	o	o	xxx			
ajanique ishmella BOWENS	anguilla	-	-	xxo	o	xxo	xxo	xxx			
zailah zoey LANOY	aruba	o	o	o	o	xxx					
kiarah kemiesha SIMON	antigua & barb	o	o	o	o	xxx					
kierra sarai BROADLEY-SAMUELS	bermuda	o	xo	xo	o	xxx					
jordyn nelody LEWIS	bermuda	o	o	o	xo	xxx					
dy-angely omaira COURTAR	aruba	o	o	xo	xxx						

# 5th NACAC U13 & U15 Championship

Managua, Nicaragua - Olympic Stadium IND - Saturday 5th and Sunday 6th July 2025



## RESULTADOS FINALES

### Puntuación

## Pentatlón - Salto Alto (3)

U13, Femenino

Pos	Nombre del Atleta	Dorsal	Nacimiento	Edad	Equipo	Marca	
1	Dominique Amari JOSEPH	240	28/9/2013	12	Grenada	1.46 m	590 pts
2	Leah-Rose Catherine CHARLES	241	1/1/2013	12	Grenada	1.40 m	541 pts
3	Jenoi Jenelle DALEY	246	14/2/2013	12	Jamaica	1.40 m	541 pts
4	Meelany CASTRO Beltrán	233	6/1/2013	12	Cuba	1.35 m	499 pts
5	Jisbell Maria JAVIER	254	22/7/2013	12	República Dominicana	1.30 m	462 pts
6	Paola GARCIA Tejada	255	31/8/2013	12	República Dominicana	1.25 m	426 pts
7	Ny-An Kaize CAROLINA	235	7/1/2014	11	Curacao	1.25 m	426 pts
8	Suletu Ixakbal RICHARDS-SIU	244	10/9/2013	12	Honduras	1.25 m	426 pts
9	Doneila Brianna SPEED	247	20/5/2013	12	Jamaica	1.25 m	426 pts
10	Jacquelyn DOUGLAS	230	27/1/2013	12	Cayman Islands	1.25 m	426 pts
11	Naailah Azziza STEVENSON	264	18/11/2014	11	St. Vincent & The Grenadines	1.20 m	389 pts
12	Anhais Esselyn AHRENDT	236	16/8/2014	11	Curacao	1.20 m	389 pts
13	Milagros Guadalupe FLORES Bonilla	250	23/9/2014	11	Nicaragua	1.20 m	389 pts
14	Danielle WEBSTER	229	28/8/2014	11	Cayman Islands	1.15 m	352 pts
15	Elena Sinaí RUIZ	251	12/6/2014	11	Nicaragua	1.10 m	316 pts

### Detalle

1.00 1.05 1.10 1.15 1.20 1.25 1.30 1.35 1.40 1.43 1.46 1.49

Atleta	Equipo	1.00	1.05	1.10	1.15	1.20	1.25	1.30	1.35	1.40	1.43	1.46	1.49
dominique amari JOSEPH	grenada	-	-	-	-	o	o	o	o	xo	xxo	xxo	xxx
leah-rose catherine CHARLES	grenada	-	-	-	-	o	o	o	o	o	xxx		
jenoi jenelle DALEY	jamaica	-	-	o	o	o	o	o	xo	o	xxx		
meelany CASTRO	cuba	-	-	-	o	o	o	xo	o	xxx			
jisbell maria JAVIER	república dom	-	-	o	o	o	xo	xo	xxx				
paola GARCIA	república dom	o	-	o	o	o	o	xxx					
ny-an kaize CAROLINA	curacao	-	o	o	o	xo	o	xxx					
suletu ixakbal RICHARDS-SIU	honduras	-	xo	o	o	xo	o	xxx					
doneila brianna SPEED	jamaica	o	o	o	o	o	xo	xxx					
jacquelyn DOUGLAS	cayman island	o	o	o	o	xo	xo	xxx					
naailah azziza STEVENSON	st. vincent & t	o	o	o	o	o	xxx						
anhais esselyn AHRENDT	curacao	-	o	o	o	xo	xxx						
milagros guadalupe FLORES	nicaragua	o	o	o	xxo	xo	xxx						
danielle WEBSTER	cayman island	o	o	o	xo	xxx							
elena sinaí RUIZ	nicaragua	xo	xxo	o	x-								

# 5th NACAC U13 & U15 Championship

Managua, Nicaragua - Olympic Stadium IND - Saturday 5th and Sunday 6th July 2025



## RESULTADOS FINALES

### Puntuación

## Pentatlón - Lanzamiento de Bola (4)

U13, Femenino

Pos	Nombre del Atleta	Dorsal	Nacimiento	Edad	Equipo	Marca	
1	Paola GARCIA Tejada	255	31/8/2013	12	República Dominicana	43.94 m	485 pts
2	Jenoi Jenelle DALEY	246	14/2/2013	12	Jamaica	42.60 m	475 pts
3	Ny-An Kaize CAROLINA	235	7/1/2014	11	Curacao	39.70 m	446 pts
4	Anhais Esselyn AHRENDT	236	16/8/2014	11	Curacao	39.42 m	441 pts
5	Leah-Rose Catherine CHARLES	241	1/1/2013	12	Grenada	37.60 m	426 pts
6	Meelany CASTRO Beltrán	233	6/1/2013	12	Cuba	36.70 m	415 pts
7	Doneila Brianna SPEED	247	20/5/2013	12	Jamaica	35.20 m	399 pts
8	Jisbell Maria JAVIER	254	22/7/2013	12	República Dominicana	33.85 m	383 pts
9	Dominique Amari JOSEPH	240	28/9/2013	12	Grenada	33.72 m	383 pts
10	Milagros Guadalupe FLORES Bonilla	250	23/9/2014	11	Nicaragua	30.15 m	344 pts
11	Naailah Azziza STEVENSON	264	18/11/2014	11	St. Vincent & The Grenadines	28.40 m	321 pts
12	Jacquelyn DOUGLAS	230	27/1/2013	12	Cayman Islands	27.20 m	309 pts
13	Suletu Ixakbal RICHARDS-SIU	244	10/9/2013	12	Honduras	25.15 m	284 pts
14	Danielle WEBSTER	229	28/8/2014	11	Cayman Islands	25.01 m	284 pts
15	Elena Sinaí RUIZ	251	12/6/2014	11	Nicaragua	21.85 m	238 pts

### Detalle

		1	2	3	4	5	6
paola GARCIA	república dominic	38.30	39.63	43.94			
jenoi jenelle DALEY	jamaica	37.10	39.30	42.60			
ny-an kaize CAROLINA	curacao	39.70	31.90	33.50			
anhais esselyn AHRENDT	curacao	39.42	30.15	37.96			
leah-rose catherine CHARLES	grenada	31.35	31.80	37.60			
meelany CASTRO	cuba	35.50	35.15	36.70			
doneila brianna SPEED	jamaica	34.01	35.04	35.20			
jisbell maria JAVIER	república dominic	x	33.85	31.60			
dominique amari JOSEPH	grenada	33.72	29.62	33.04			
milagros guadalupe FLORES	nicaragua	25.35	27.42	30.15			
naailah azziza STEVENSON	st. vincent & the g	28.40	21.70	24.25			
jacquelyn DOUGLAS	cayman islands	26.51	x	27.20			
suletu ixakbal RICHARDS-SIU	honduras	19.62	25.15	15.90			
danielle WEBSTER	cayman islands	16.78	21.30	25.01			
elena sinaí RUIZ	nicaragua	21.85	21.65	19.15			

# 5th NACAC U13 & U15 Championship

Managua, Nicaragua - Olympic Stadium IND - Saturday 5th and Sunday 6th July 2025



## RESULTADOS FINALES

### Puntuación

## Pentatlón - Lanzamiento de Bola (4)

U13, Femenino

Pos	Nombre del Atleta	Dorsal	Nacimiento	Edad	Equipo	Marca	
1	Aliyah Zendaya WILLIAMS	205	3/9/2013	12	Antigua & Barbuda	<b>37.66 m</b>	426 pts
2	Kierra Sarai BROADLEY-SAMUELS	221	12/4/2014	11	Bermuda	<b>36.45 m</b>	410 pts
3	Dy-Angely Omaira COURTAR	210	3/4/2014	11	Aruba	<b>32.59 m</b>	372 pts
4	Mikyla Jeanette SEARS	213	25/3/2013	12	Bahamas	<b>31.45 m</b>	356 pts
5	Kiarah Kemiesha SIMON	206	2/12/2013	12	Antigua & Barbuda	<b>29.79 m</b>	338 pts
6	Roshanna Shevern LENNON	226	30/5/2013	12	British Virgin Islands	<b>29.45 m</b>	333 pts
7	Codeyjah A`Juniah CONNOR	202	30/4/2013	12	Anguilla	<b>26.29 m</b>	296 pts
8	Zaniyah Roshanna BROWNE	217	6/5/2013	12	Barbados	<b>23.66 m</b>	265 pts
9	Kian Rashan DUNCOMBE	214	21/2/2013	12	Bahamas	<b>23.40 m</b>	258 pts
10	Janae Shamiah BELGRAVE	218	11/9/2013	12	Barbados	<b>23.38 m</b>	258 pts
11	Giuliana Sapphyre FAULKNER	225	18/6/2013	12	British Virgin Islands	<b>23.28 m</b>	258 pts
12	Ajanique Ishmella BOWENS	201	24/1/2013	12	Anguilla	<b>21.30 m</b>	231 pts
13	Jordyn Nelody LEWIS	222	19/6/2014	11	Bermuda	<b>20.30 m</b>	217 pts
14	Zailah Zoey LANOY	209	4/2/2014	11	Aruba	<b>19.58 m</b>	210 pts

### Detalle

		1	2	3	4	5	6
alياهو zendaya WILLIAMS	antigua & barbuda	<b>37.66</b>	<b>33.57</b>	<b>34.16</b>			
kierra sarai BROADLEY-SAMUELS	bermuda	<b>36.45</b>	<b>35.61</b>	<b>29.77</b>			
dy-angely omaira COURTAR	aruba	<b>30.33</b>	<b>32.59</b>	<b>28.04</b>			
mikyla jeanette SEARS	bahamas	<b>31.45</b>	<b>24.64</b>	<b>24.46</b>			
kiarah kemiesha SIMON	antigua & barbuda	<b>29.33</b>	<b>29.79</b>	<b>28.01</b>			
roshanna shevern LENNON	british virgin islands	<b>x</b>	<b>26.35</b>	<b>29.45</b>			
codeyjah a`juniah CONNOR	anguilla	<b>x</b>	<b>22.15</b>	<b>26.29</b>			
zaniyah roshaunna BROWNE	barbados	<b>x</b>	<b>23.66</b>	<b>21.43</b>			
kian rashan DUNCOMBE	bahamas	<b>21.44</b>	<b>23.40</b>	<b>18.29</b>			
janae shamiah BELGRAVE	barbados	<b>23.38</b>	<b>17.27</b>	<b>19.39</b>			
giuliana sapphyre FAULKNER	british virgin islands	<b>18.61</b>	<b>23.28</b>	<b>19.47</b>			
ajanique ishmella BOWENS	anguilla	<b>x</b>	<b>21.30</b>	<b>21.26</b>			
jordyn nelody LEWIS	bermuda	<b>20.30</b>	<b>18.45</b>	<b>19.82</b>			
zailah zoey LANOY	aruba	<b>15.81</b>	<b>18.63</b>	<b>19.58</b>			

# 5th NACAC U13 & U15 Championship

Managua, Nicaragua - Olympic Stadium IND - Saturday 5th and Sunday 6th July 2025



## RESULTADOS FINALES

### Puntuación

## Pentatlón - 800 mts Planos (5)

U13, Femenino

Pos	Nombre del Atleta	Dorsal	Nacimiento	Edad	Equipo	Marca	
<b>HEAT # 1</b>							
1	Kian Rashaun DUNCOMBE	214	21/2/2013	12	Bahamas	02:33.67	524 pts
2	Codeyjah A`Juniah CONNOR	202	30/4/2013	12	Anguilla	02:33.70	524 pts
3	Mikyla Jeanette SEARS	213	25/3/2013	12	Bahamas	02:37.19	493 pts
4	Doneila Brianna SPEED	247	20/5/2013	12	Jamaica	02:37.46	490 pts
5	Jenoi Jenelle DALEY	246	14/2/2013	12	Jamaica	02:40.28	466 pts
6	Ny-An Kaize CAROLINA	235	7/1/2014	11	Curacao	02:40.34	465 pts
7	Aliyah Zendaya WILLIAMS	205	3/9/2013	12	Antigua & Barbuda	02:47.31	409 pts
8	Dominique Amari JOSEPH	240	28/9/2013	12	Grenada	02:47.53	407 pts
9	Paola GARCIA Tejeda	255	31/8/2013	12	República Dominicana	02:59.66	320 pts
10	Roshanna Shevern LENNON	226	30/5/2013	12	British Virgin Islands	03:00.17	317 pts
11	Meelany CASTRO Beltrán	233	6/1/2013	12	Cuba	03:01.78	306 pts
12	Zaniyah Roshanna BROWNE	217	6/5/2013	12	Barbados	03:07.58	270 pts
13	Leah-Rose Catherine CHARLES	241	1/1/2013	12	Grenada	03:08.83	262 pts
14	Jisbell Maria JAVIER	254	22/7/2013	12	República Dominicana	03:12.11	242 pts

<b>HEAT # 2</b>							
1	Janae Shamiah BELGRAVE	218	11/9/2013	12	Barbados	02:29.56	563 pts
2	Kiarah Kemiesha SIMON	206	2/12/2013	12	Antigua & Barbuda	02:38.01	485 pts
3	Kierra Sarai BROADLEY-SAMUELS	221	12/4/2014	11	Bermuda	02:44.83	429 pts
4	Milagros Guadalupe FLORES Bonilla	250	23/9/2014	11	Nicaragua	02:45.85	421 pts
5	Danielle WEBSTER	229	28/8/2014	11	Cayman Islands	02:48.93	397 pts
6	Ajanique Ishmella BOWENS	201	24/1/2013	12	Anguilla	02:49.45	393 pts
7	Jordyn Nelody LEWIS	222	19/6/2014	11	Bermuda	02:50.42	385 pts
8	Zailah Zoey LANOY	209	4/2/2014	11	Aruba	02:53.32	364 pts
9	Suletu Ixakbal RICHARDS-SIU	244	10/9/2013	12	Honduras	02:57.02	338 pts
10	Jacquelyn DOUGLAS	230	27/1/2013	12	Cayman Islands	02:57.34	336 pts
11	Naailah Azziza STEVENSON	264	18/11/2014	11	St. Vincent & The Grenadines	02:59.98	318 pts
12	Anhais Esselyn AHRENDT	236	16/8/2014	11	Curacao	03:08.46	264 pts
13	Giuliana Sapphyre FAULKNER	225	18/6/2013	12	British Virgin Islands	03:10.33	253 pts
14	Dy-Angely Omaira COURTAR	210	3/4/2014	11	Aruba	03:10.36	253 pts
	Elena Sinaí RUIZ	251	12/6/2014	11	Nicaragua	DNS	0 pts

# 5th NACAC U13 & U15 Championship

Managua, Nicaragua - Olympic Stadium IND - Saturday 5th and Sunday 6th July 2025



## RESULTADOS FINALES

### Resultados Generales

Pos	Nombre del Atleta	Equipo	Heat	Marca	
1	Janae Shamiah BELGRAVE	<b>Barbados</b>	2	<b>02:29.56</b>	563 pts
2	Kian Rashaun DUNCOMBE	<b>Bahamas</b>	1	<b>02:33.67</b>	524 pts
3	Codeyjah A`Juniah CONNOR	<b>Anguilla</b>	1	<b>02:33.70</b>	524 pts
4	Mikyla Jeanette SEARS	<b>Bahamas</b>	1	<b>02:37.19</b>	493 pts
5	Doneila Brianna SPEED	<b>Jamaica</b>	1	<b>02:37.46</b>	490 pts
6	Kiarah Kemiesha SIMON	<b>Antigua &amp; Barbuda</b>	2	<b>02:38.01</b>	485 pts
7	Jenoi Jenelle DALEY	<b>Jamaica</b>	1	<b>02:40.28</b>	466 pts
8	Ny-An Kaize CAROLINA	<b>Curacao</b>	1	<b>02:40.34</b>	465 pts
9	Kierra Sarai BROADLEY-SAMUELS	<b>Bermuda</b>	2	<b>02:44.83</b>	429 pts
10	Milagros Guadalupe FLORES Bonilla	<b>Nicaragua</b>	2	<b>02:45.85</b>	421 pts
11	Aliyah Zendaya WILLIAMS	<b>Antigua &amp; Barbuda</b>	1	<b>02:47.31</b>	409 pts
12	Dominique Amari JOSEPH	<b>Grenada</b>	1	<b>02:47.53</b>	407 pts
13	Danielle WEBSTER	<b>Cayman Islands</b>	2	<b>02:48.93</b>	397 pts
14	Ajanique Ishmella BOWENS	<b>Anguilla</b>	2	<b>02:49.45</b>	393 pts
15	Jordyn Nelody LEWIS	<b>Bermuda</b>	2	<b>02:50.42</b>	385 pts
16	Zailah Zoey LANOY	<b>Aruba</b>	2	<b>02:53.32</b>	364 pts
17	Suletu Ixakbal RICHARDS-SIU	<b>Honduras</b>	2	<b>02:57.02</b>	338 pts
18	Jacquelyn DOUGLAS	<b>Cayman Islands</b>	2	<b>02:57.34</b>	336 pts
19	Paola GARCIA Tejada	<b>República Dominicana</b>	1	<b>02:59.66</b>	320 pts
20	Naailah Azziza STEVENSON	<b>St. Vincent &amp; The Grenadines</b>	2	<b>02:59.98</b>	318 pts
21	Roshanna Shevern LENNON	<b>British Virgin Islands</b>	1	<b>03:00.17</b>	317 pts
22	Meelany CASTRO Beltrán	<b>Cuba</b>	1	<b>03:01.78</b>	306 pts
23	Zaniyah Roshanna BROWNE	<b>Barbados</b>	1	<b>03:07.58</b>	270 pts
24	Anhais Esselyn AHRENDT	<b>Curacao</b>	2	<b>03:08.46</b>	264 pts
25	Leah-Rose Catherine CHARLES	<b>Grenada</b>	1	<b>03:08.83</b>	262 pts
26	Giuliana Sapphyre FAULKNER	<b>British Virgin Islands</b>	2	<b>03:10.33</b>	253 pts
27	Dy-Angely Omaira COURTAR	<b>Aruba</b>	2	<b>03:10.36</b>	253 pts
28	Jisbell Maria JAVIER	<b>República Dominicana</b>	1	<b>03:12.11</b>	242 pts
	Elena Sinai RUIZ	<b>Nicaragua</b>	2	<b>DNS</b>	0 pts

## 5th NACAC U13 & U15 Championship

Managua, Nicaragua - Olympic Stadium IND - Saturday 5th and Sunday 6th July 2025



RESULTADOS FINALES

---

# Categoría U13, Masculino

# 5th NACAC U13 & U15 Championship

Managua, Nicaragua - Olympic Stadium IND - Saturday 5th and Sunday 6th July 2025



## RESULTADOS FINALES

### Final Pentatlón U13, Masculino

RNAC: 3331, Ramarco THOMPSON (Barbados), 2009






Pos	Nombre del Atleta		60m	Largo	Alto	Bola	1000m	Marca
1	Ethan Christian GUNPOT Grenada		<b>8.08</b> 843 pts	<b>5.34</b> 687 pts	<b>1.40</b> 541 pts	<b>45.96</b> 504 pts	<b>3:06.02</b> 649 pts	<b>3224 pts</b>
2	Natarie Jaidon LAVINE Barbados		<b>8.35</b> 782 pts	<b>4.66</b> 552 pts	<b>1.50</b> 623 pts	<b>57.03</b> 605 pts	<b>3:06.65</b> 644 pts	<b>3206 pts</b>
3	Alex Messi JONES-IFILL Barbados		<b>7.82</b> 906 pts	<b>4.91</b> 603 pts	<b>1.50</b> 623 pts	<b>53.42</b> 571 pts	<b>3:26.90</b> 499 pts	<b>3202 pts</b>
4	Eliam Antonio MESA Silverio República Dominicana		<b>7.99</b> 865 pts	<b>4.39</b> 496 pts	<b>1.51</b> 631 pts	<b>44.23</b> 490 pts	<b>3:23.56</b> 521 pts	<b>3003 pts</b>
5	Giovanni Keion CHARLES Grenada		<b>8.34</b> 784 pts	<b>4.82</b> 585 pts	<b>1.35</b> 499 pts	<b>63.66</b> 658 pts	<b>3:39.69</b> 421 pts	<b>2947 pts</b>
6	Taylor Rhennie PHIPPS British Virgin Islands		<b>8.13</b> 831 pts	<b>4.57</b> 533 pts	<b>1.50</b> 623 pts	<b>38.85</b> 436 pts	<b>3:30.30</b> 478 pts	<b>2901 pts</b>
7	D´Karai A´Vonte PRESCOTT British Virgin Islands		<b>7.85</b> 899 pts	<b>5.19</b> 658 pts	<b>1.30</b> 462 pts	<b>45.50</b> 504 pts	<b>3:56.52</b> 331 pts	<b>2854 pts</b>
8	Christian Jaiden DUNCAN St. Vincent & The Grenadines		<b>8.43</b> 764 pts	<b>4.58</b> 535 pts	<b>1.30</b> 462 pts	<b>49.01</b> 536 pts	<b>3:28.27</b> 490 pts	<b>2787 pts</b>
9	Nickquan Christopher WEBSTER Antigua & Barbuda		<b>8.26</b> 802 pts	<b>4.50</b> 519 pts	<b>1.30</b> 462 pts	<b>41.82</b> 466 pts	<b>3:21.97</b> 532 pts	<b>2781 pts</b>
10	Robert Luis CHARLOT Hernández Cuba		<b>8.72</b> 704 pts	<b>4.46</b> 510 pts	<b>1.30</b> 462 pts	<b>67.45</b> 685 pts	<b>3:42.30</b> 407 pts	<b>2768 pts</b>
11	Gideon David ROBERTS Antigua & Barbuda		<b>7.49</b> 993 pts	<b>4.42</b> 502 pts	<b>1.30</b> 462 pts	<b>36.69</b> 415 pts	<b>3:48.13</b> 374 pts	<b>2746 pts</b>
12	Fernando Steven REYES Peña República Dominicana		<b>8.51</b> 747 pts	<b>4.21</b> 460 pts	<b>1.40</b> 541 pts	<b>53.28</b> 571 pts	<b>3:41.27</b> 412 pts	<b>2731 pts</b>
13	Aiden Keishon KNOWLES Bahamas		<b>8.44</b> 762 pts	<b>4.32</b> 482 pts	<b>1.35</b> 499 pts	<b>45.01</b> 499 pts	<b>3:31.81</b> 468 pts	<b>2710 pts</b>
14	Antonio Ayiden HANNA Bahamas		<b>8.76</b> 695 pts	<b>4.40</b> 498 pts	<b>1.30</b> 462 pts	<b>41.25</b> 461 pts	<b>3:24.01</b> 518 pts	<b>2634 pts</b>
15	Caleb Francisco ESTRADA Acevedo Nicaragua		<b>8.93</b> 662 pts	<b>4.13</b> 444 pts	<b>1.30</b> 462 pts	<b>37.38</b> 420 pts	<b>3:11.01</b> 610 pts	<b>2598 pts</b>
16	Sagier David MARTIS Curacao		<b>8.92</b> 664 pts	<b>4.54</b> 527 pts	<b>1.35</b> 499 pts	<b>44.74</b> 495 pts	<b>3:41.73</b> 409 pts	<b>2594 pts</b>
17	Aiden WILSON Cayman Islands		<b>8.25</b> 804 pts	<b>4.36</b> 490 pts	<b>1.35</b> 499 pts	<b>31.37</b> 356 pts	<b>3:39.85</b> 420 pts	<b>2569 pts</b>
18	Ricardo Raheem GRANVILLE Jamaica		<b>8.08</b> 843 pts	<b>5.00</b> 621 pts	<b>1.40</b> 541 pts	<b>48.49</b> 527 pts	<b>DNF</b> 0 pts	<b>2532 pts</b>
19	Jeffry Dariel REYES Padilla Honduras		<b>9.13</b> 624 pts	<b>4.08</b> 434 pts	<b>1.15</b> 352 pts	<b>37.17</b> 420 pts	<b>3:24.02</b> 518 pts	<b>2348 pts</b>
20	Diego CASTILLO Atha Nicaragua		<b>9.38</b> 580 pts	<b>3.82</b> 382 pts	<b>1.20</b> 389 pts	<b>34.65</b> 394 pts	<b>3:12.16</b> 601 pts	<b>2346 pts</b>
21	Gebre Allen VICKERS Bermuda		<b>8.99</b> 651 pts	<b>3.82</b> 382 pts	<b>1.25</b> 426 pts	<b>44.42</b> 490 pts	<b>3:56.73</b> 330 pts	<b>2279 pts</b>
22	Shamoi Ki´Marley BURTON Anguilla		<b>8.40</b> 771 pts	<b>4.66</b> 552 pts	<b>1.30</b> 462 pts	<b>19.23</b> 203 pts	<b>4:08.52</b> 275 pts	<b>2263 pts</b>
23	Orion Sinclair MEDEIROS Bermuda		<b>9.17</b> 617 pts	<b>3.83</b> 384 pts	<b>1.50</b> 623 pts	<b>21.61</b> 238 pts	<b>3:58.98</b> 320 pts	<b>2182 pts</b>
24	Kenzo Quincy IGNACIA Curacao		<b>9.20</b> 612 pts	<b>3.58</b> 334 pts	<b>1.20</b> 389 pts	<b>34.16</b> 389 pts	<b>3:42.57</b> 405 pts	<b>2129 pts</b>

# 5th NACAC U13 & U15 Championship

Managua, Nicaragua - Olympic Stadium IND - Saturday 5th and Sunday 6th July 2025



## RESULTADOS FINALES

<b>25</b>	Keandre 'Tamari MILLS <b>Anguilla</b>		<b>8.51</b> 747 pts	<b>4.19</b> 456 pts	<b>1.25</b> 426 pts	<b>28.67</b> 327 pts	<b>4:46.09</b> 129 pts	<b>2085 pts</b>
<b>26</b>	Izayah WELLINGTON <b>Cayman Islands</b>		<b>9.14</b> 623 pts	<b>4.14</b> 446 pts	<b>1.15</b> 352 pts	<b>29.46</b> 333 pts	<b>4:25.30</b> 205 pts	<b>1959 pts</b>
	Davere Wilbert WALKER <b>Jamaica</b>		<b>7.97</b> 869 pts	<b>DNS</b> 0 pts	<b>1.60</b> 702 pts	<b>40.92</b> 456 pts	<b>DNF</b> 0 pts	<b>DNF</b>
	Maeyson Rydell KOCK <b>Aruba</b>		<b>8.70</b> 708 pts	<b>4.83</b> 587 pts	<b>1.30</b> 462 pts	<b>41.80</b> 466 pts	<b>DNS</b> 0 pts	<b>DNF</b>
	Nathan Isaiah DUNDAS <b>Aruba</b>		<b>9.23</b> 606 pts	<b>3.86</b> 390 pts	<b>1.20</b> 389 pts	<b>37.33</b> 420 pts	<b>DNS</b> 0 pts	<b>DNF</b>

# 5th NACAC U13 & U15 Championship

Managua, Nicaragua - Olympic Stadium IND - Saturday 5th and Sunday 6th July 2025



## RESULTADOS FINALES

### Puntuación

## Pentatlón - 60 mts Planos (1)

U13, Masculino

Pos	Nombre del Atleta	Dorsal	Nacimiento	Edad	Equipo	Carril	Marca		
<b>HEAT # 1</b>									
1	D´Kurai A´Vonte PRESCOTT	295	21/9/2013	12	British Virgin Islands	5	<b>07.85</b>	899 pts	1.0
2	Davere Wilbert WALKER	317	16/6/2013	12	Jamaica	3	<b>07.97</b>	869 pts	1.0
3	Fernando Steven REYES Peña	324	21/1/2013	12	República Dominicana	6	<b>08.51</b>	747 pts	1.0
4	Maeyson Rydell KOCK	279	24/8/2013	12	Aruba	4	<b>08.70</b>	708 pts	1.0
5	Antonio Ayiden HANNA	284	15/6/2013	12	Bahamas	1	<b>08.76</b>	695 pts	1.0
6	Sagier David MARTIS	306	8/4/2014	11	Curacao	2	<b>08.92</b>	664 pts	1.0
7	Gebre Allen VICKERS	292	3/8/2013	12	Bermuda	7	<b>08.99</b>	651 pts	1.0
8	Izayah WELLINGTON	300	10/3/2014	11	Cayman Islands	8	<b>09.14</b>	623 pts	1.0
<b>HEAT # 2</b>									
1	Gideon David ROBERTS	275	20/6/2013	12	Antigua & Barbuda	3	<b>07.49</b>	993 pts	2.2
2	Taylor Rhennie PHIPPS	296	21/3/2013	12	British Virgin Islands	2	<b>08.13</b>	831 pts	2.2
3	Aiden WILSON	299	5/7/2013	12	Cayman Islands	6	<b>08.25</b>	804 pts	2.2
4	Nickquan Christopher WEBSTER	276	10/10/2013	12	Antigua & Barbuda	7	<b>08.26</b>	802 pts	2.2
5	Aiden Keishon KNOWLES	283	20/6/2014	11	Bahamas	1	<b>08.44</b>	762 pts	2.2
6	Robert Luis CHARLOT Hernández	304	22/2/2013	12	Cuba	8	<b>08.72</b>	704 pts	2.2
7	Nathan Isaiah DUNDAS	280	29/11/2013	12	Aruba	4	<b>09.23</b>	606 pts	2.2
<b>HEAT # 3</b>									
1	Eliam Antonio MESA Silverio	327	8/5/2013	12	República Dominicana	4	<b>07.99</b>	865 pts	1.1
2	Ethan Christian GUNPOT	310	20/3/2013	12	Grenada	5	<b>08.08</b>	843 pts	1.1
3	Ricardo Raheem GRANVILLE	316	12/12/2013	12	Jamaica	6	<b>08.08</b>	843 pts	1.1
4	Natarie Jaidon LAVINE	287	15/3/2013	12	Barbados	7	<b>08.35</b>	782 pts	1.1
5	Christian Jaiden DUNCAN	334	26/1/2013	12	St. Vincent & The Grenadines	1	<b>08.43</b>	764 pts	1.1
6	Keandre´Tamari MILLS	271	20/10/2013	12	Anguilla	2	<b>08.51</b>	747 pts	1.1
7	Diego CASTILLO Atha	321	3/3/2013	12	Nicaragua	3	<b>09.38</b>	580 pts	1.1
<b>HEAT # 4</b>									
1	Alex Messi JONES-IFILL	288	23/1/2014	11	Barbados	1	<b>07.82</b>	906 pts	-0.6
2	Giovanni Keion CHARLES	311	3/4/2013	12	Grenada	6	<b>08.34</b>	784 pts	-0.6
3	Shamoi Ki´Marley BURTON	272	10/12/2013	12	Anguilla	7	<b>08.40</b>	771 pts	-0.6
4	Caleb Francisco ESTRADA Acevedo	320	16/5/2013	12	Nicaragua	5	<b>08.93</b>	662 pts	-0.6
5	Jeffry Dariel REYES Padilla	314	13/7/2013	12	Honduras	4	<b>09.13</b>	624 pts	-0.6
6	Orion Sinclair MEDEIROS	291	21/1/2013	12	Bermuda	2	<b>09.17</b>	617 pts	-0.6
7	Kenzo Quincy IGNACIA	307	2/12/2014	11	Curacao	3	<b>09.20</b>	612 pts	-0.6

# 5th NACAC U13 & U15 Championship

Managua, Nicaragua - Olympic Stadium IND - Saturday 5th and Sunday 6th July 2025



## RESULTADOS FINALES

### Resultados Generales

Pos	Nombre del Atleta	Equipo	Heat	Marca		Viento
1	Gideon David ROBERTS	<b>Antigua &amp; Barbuda</b>	2	<b>07.49</b>	993 pts	2.2
2	Alex Messi JONES-IFILL	<b>Barbados</b>	4	<b>07.82</b>	906 pts	-0.6
3	D´Karai A´Vonte PRESCOTT	<b>British Virgin Islands</b>	1	<b>07.85</b>	899 pts	1.0
4	Davere Wilbert WALKER	<b>Jamaica</b>	1	<b>07.97</b>	869 pts	1.0
5	Eliam Antonio MESA Silverio	<b>República Dominicana</b>	3	<b>07.99</b>	865 pts	1.1
6	Ethan Christian GUNPOT	<b>Grenada</b>	3	<b>08.08</b>	843 pts	1.1
6	Ricardo Raheem GRANVILLE	<b>Jamaica</b>	3	<b>08.08</b>	843 pts	1.1
8	Taylor Rhennie PHIPPS	<b>British Virgin Islands</b>	2	<b>08.13</b>	831 pts	2.2
9	Aiden WILSON	<b>Cayman Islands</b>	2	<b>08.25</b>	804 pts	2.2
10	Nickquan Christopher WEBSTER	<b>Antigua &amp; Barbuda</b>	2	<b>08.26</b>	802 pts	2.2
11	Giovonni Keion CHARLES	<b>Grenada</b>	4	<b>08.34</b>	784 pts	-0.6
12	Natarie Jaidon LAVINE	<b>Barbados</b>	3	<b>08.35</b>	782 pts	1.1
13	Shamoi Ki´Marley BURTON	<b>Anguilla</b>	4	<b>08.40</b>	771 pts	-0.6
14	Christian Jaiden DUNCAN	<b>St. Vincent &amp; The Grenadines</b>	3	<b>08.43</b>	764 pts	1.1
15	Aiden Keishon KNOWLES	<b>Bahamas</b>	2	<b>08.44</b>	762 pts	2.2
16	Fernando Steven REYES Peña	<b>República Dominicana</b>	1	<b>08.51</b>	747 pts	1.0
16	Keandre´Tamari MILLS	<b>Anguilla</b>	3	<b>08.51</b>	747 pts	1.1
18	Maeyson Rydell KOCK	<b>Aruba</b>	1	<b>08.70</b>	708 pts	1.0
19	Robert Luis CHARLOT Hernández	<b>Cuba</b>	2	<b>08.72</b>	704 pts	2.2
20	Antonio Ayiden HANNA	<b>Bahamas</b>	1	<b>08.76</b>	695 pts	1.0
21	Sagier David MARTIS	<b>Curacao</b>	1	<b>08.92</b>	664 pts	1.0
22	Caleb Francisco ESTRADA Acevedo	<b>Nicaragua</b>	4	<b>08.93</b>	662 pts	-0.6
23	Gebre Allen VICKERS	<b>Bermuda</b>	1	<b>08.99</b>	651 pts	1.0
24	Jeffry Dariel REYES Padilla	<b>Honduras</b>	4	<b>09.13</b>	624 pts	-0.6
25	Izayah WELLINGTON	<b>Cayman Islands</b>	1	<b>09.14</b>	623 pts	1.0
26	Orion Sinclair MEDEIROS	<b>Bermuda</b>	4	<b>09.17</b>	617 pts	-0.6
27	Kenzo Quincy IGNACIA	<b>Curacao</b>	4	<b>09.20</b>	612 pts	-0.6
28	Nathan Isaiah DUNDAS	<b>Aruba</b>	2	<b>09.23</b>	606 pts	2.2
29	Diego CASTILLO Atha	<b>Nicaragua</b>	3	<b>09.38</b>	580 pts	1.1

# 5th NACAC U13 & U15 Championship

Managua, Nicaragua - Olympic Stadium IND - Saturday 5th and Sunday 6th July 2025



## RESULTADOS FINALES

### Puntuación

## Pentatlón - Salto Largo (2)

U13, Masculino

Pos	Nombre del Atleta	Dorsal	Nacimiento	Edad	Equipo	Marca		Viento
1	D´Karai A´Vonte PRESCOTT	295	21/9/2013	12	British Virgin Islands	5.19 m	658 pts	+2.2
2	Alex Messi JONES-IFILL	288	23/1/2014	11	Barbados	4.91 m	603 pts	-0.1
3	Maeyson Rydell KOCK	279	24/8/2013	12	Aruba	4.83 m	587 pts	+2.3
4	Shamoi Ki´Marley BURTON	272	10/12/2013	12	Anguilla	4.66 m	552 pts	+1.3
5	Natarie Jaidon LAVINE	287	15/3/2013	12	Barbados	4.66 m	552 pts	-2.1
6	Taylor Rhennie PHIPPS	296	21/3/2013	12	British Virgin Islands	4.57 m	533 pts	+1.7
7	Nickquan Christopher WEBSTER	276	10/10/2013	12	Antigua & Barbuda	4.50 m	519 pts	+1.3
8	Gideon David ROBERTS	275	20/6/2013	12	Antigua & Barbuda	4.42 m	502 pts	-0.5
9	Antonio Ayiden HANNA	284	15/6/2013	12	Bahamas	4.40 m	498 pts	+2.4
10	Aiden Keishon KNOWLES	283	20/6/2014	11	Bahamas	4.32 m	482 pts	+2.1
11	Keandre´Tamari MILLS	271	20/10/2013	12	Anguilla	4.19 m	456 pts	-0.5
12	Nathan Isaiah DUNDAS	280	29/11/2013	12	Aruba	3.86 m	390 pts	-1.7
13	Orion Sinclair MEDEIROS	291	21/1/2013	12	Bermuda	3.83 m	384 pts	+2.7
14	Gebre Allen VICKERS	292	3/8/2013	12	Bermuda	3.82 m	382 pts	+1.6

### Detalle

		1	2	3	4	5	6		
d´karai a´vonte PRESCOTT	british virgin islan	4.94	-1.2	4.79	-0.3	5.19	+2.2		
alex messi JONES-IFILL	barbados	4.58	+0.2	4.91	-0.1	4.86	+2.0		
maeyson rydell KOCK	aruba	4.83	+2.3	4.16	+0.6	4.48	+1.8		
shamoi ki´marley BURTON	anguilla	4.28	+1.1	4.60	-1.4	4.66	+1.3		
natarie jaidon LAVINE	barbados	4.66	-2.1	4.56	+0.4	x			
taylor rhennie PHIPPS	british virgin islan	4.31	+0.3	4.57	+1.7	x			
nickquan christopher WEBSTER	antigua & barbudi	4.09	+2.7	4.50	+1.3	4.38	+1.9		
gideon david ROBERTS	antigua & barbudi	x		4.14	-2.4	4.42	-0.5		
antonio ayiden HANNA	bahamas	4.02	-2.2	4.40	+2.4	4.19	+2.2		
aiden keishon KNOWLES	bahamas	4.27	-0.6	4.03	-2.4	4.32	+2.1		
keandre´tamari MILLS	anguilla	3.73	+0.4	4.07	+3.8	4.19	-0.5		
nathan isaiah DUNDAS	aruba	x		3.86	-1.7	x			
orion sinclair MEDEIROS	bermuda	3.47	+0.2	3.30	+0.4	3.83	+2.7		
gebre allen VICKERS	bermuda	3.71	-0.6	3.82	+1.6	x			

# 5th NACAC U13 & U15 Championship

Managua, Nicaragua - Olympic Stadium IND - Saturday 5th and Sunday 6th July 2025



## RESULTADOS FINALES

### Puntuación

## Pentatlón - Salto Largo (2)

### U13, Masculino

Pos	Nombre del Atleta	Dorsal	Nacimiento	Edad	Equipo	Marca		Viento
1	Ethan Christian GUNPOT	310	20/3/2013	12	Grenada	<b>5.34 m</b>	687 pts	+4.7
2	Ricardo Raheem GRANVILLE	316	12/12/2013	12	Jamaica	<b>5.00 m</b>	621 pts	+2.6
3	Giovonni Keion CHARLES	311	3/4/2013	12	Grenada	<b>4.82 m</b>	585 pts	+1.2
4	Christian Jaiden DUNCAN	334	26/1/2013	12	St. Vincent & The Grenadines	<b>4.58 m</b>	535 pts	+1.7
5	Sagier David MARTIS	306	8/4/2014	11	Curacao	<b>4.54 m</b>	527 pts	+0.3
6	Robert Luis CHARLOT Hernández	304	22/2/2013	12	Cuba	<b>4.46 m</b>	510 pts	-0.4
7	Eliam Antonio MESA Silverio	327	8/5/2013	12	República Dominicana	<b>4.39 m</b>	496 pts	+0.6
8	Aiden WILSON	299	5/7/2013	12	Cayman Islands	<b>4.36 m</b>	490 pts	+0.8
9	Fernando Steven REYES Peña	324	21/1/2013	12	República Dominicana	<b>4.21 m</b>	460 pts	+0.5
10	Izayah WELLINGTON	300	10/3/2014	11	Cayman Islands	<b>4.14 m</b>	446 pts	-2.5
11	Caleb Francisco ESTRADA Acevedo	320	16/5/2013	12	Nicaragua	<b>4.13 m</b>	444 pts	+1.4
12	Jeffry Dariel REYES Padilla	314	13/7/2013	12	Honduras	<b>4.08 m</b>	434 pts	+0.7
13	Diego CASTILLO Atha	321	3/3/2013	12	Nicaragua	<b>3.82 m</b>	382 pts	+1.5
14	Kenzo Quincy IGNACIA	307	2/12/2014	11	Curacao	<b>3.58 m</b>	334 pts	-0.2

### Detalle

		1		2		3		4		5		6
ethan christian GUNPOT	grenada	<b>4.91</b>	+1.2	<b>4.93</b>	+2.5	<b>5.34</b>	+4.7					
ricardo raheem GRANVILLE	jamaica	<b>x</b>		<b>5.00</b>	+2.6	<b>4.71</b>	-3.1					
giovonni keion CHARLES	grenada	<b>4.60</b>	-0.9	<b>x</b>		<b>4.82</b>	+1.2					
christian jaiden DUNCAN	st. vincent & the g	<b>4.47</b>	+1.1	<b>4.58</b>	+1.7	<b>4.05</b>	+0.8					
sagier david MARTIS	curacao	<b>4.54</b>	+0.3	<b>4.49</b>	+1.5	<b>4.52</b>	+2.3					
robert luis CHARLOT	cuba	<b>x</b>		<b>x</b>		<b>4.46</b>	-0.4					
eliam antonio MESA	república dominic	<b>4.39</b>	+0.6	<b>4.04</b>	+0.9	<b>x</b>						
aiden WILSON	cayman islands	<b>4.36</b>	+0.8	<b>4.32</b>	0.0	<b>3.92</b>	-1.9					
fernando steven REYES	república dominic	<b>4.01</b>	+0.4	<b>x</b>		<b>4.21</b>	+0.5					
izayah WELLINGTON	cayman islands	<b>3.95</b>	-0.2	<b>4.00</b>	+0.6	<b>4.14</b>	-2.5					
caleb francisco ESTRADA	nicaragua	<b>4.13</b>	+1.4	<b>3.38</b>	+0.4	<b>3.76</b>	+0.8					
jeffry dariel REYES	honduras	<b>3.54</b>	+2.1	<b>3.73</b>	+2.2	<b>4.08</b>	+0.7					
diego CASTILLO	nicaragua	<b>3.82</b>	+1.5	<b>x</b>		<b>3.47</b>	+1.5					
kenzo quincy IGNACIA	curacao	<b>x</b>		<b>x</b>		<b>3.58</b>	-0.2					

# 5th NACAC U13 & U15 Championship

Managua, Nicaragua - Olympic Stadium IND - Saturday 5th and Sunday 6th July 2025



## RESULTADOS FINALES

### Puntuación

## Pentatlón - Salto Alto (3)

U13, Masculino

Pos	Nombre del Atleta	Dorsal	Nacimiento	Edad	Equipo	Marca	
1	Taylor Rhennie PHIPPS	296	21/3/2013	12	British Virgin Islands	1.50 m	623 pts
2	Natarie Jaidon LAVINE	287	15/3/2013	12	Barbados	1.50 m	623 pts
2	Orion Sinclair MEDEIROS	291	21/1/2013	12	Bermuda	1.50 m	623 pts
4	Alex Messi JONES-IFILL	288	23/1/2014	11	Barbados	1.50 m	623 pts
5	Aiden Keishon KNOWLES	283	20/6/2014	11	Bahamas	1.35 m	499 pts
6	Gideon David ROBERTS	275	20/6/2013	12	Antigua & Barbuda	1.30 m	462 pts
6	Nickquan Christopher WEBSTER	276	10/10/2013	12	Antigua & Barbuda	1.30 m	462 pts
6	Maeyson Rydell KOCK	279	24/8/2013	12	Aruba	1.30 m	462 pts
9	D´Karai A´Vonte PRESCOTT	295	21/9/2013	12	British Virgin Islands	1.30 m	462 pts
10	Shamoi Ki´Marley BURTON	272	10/12/2013	12	Anguilla	1.30 m	462 pts
11	Antonio Ayiden HANNA	284	15/6/2013	12	Bahamas	1.30 m	462 pts
12	Keandre´Tamari MILLS	271	20/10/2013	12	Anguilla	1.25 m	426 pts
13	Gebre Allen VICKERS	292	3/8/2013	12	Bermuda	1.25 m	426 pts
14	Nathan Isaiah DUNDAS	280	29/11/2013	12	Aruba	1.20 m	389 pts

### Detalle

1.10 1.15 1.20 1.25 1.30 1.35 1.40 1.45 1.50 1.55

Atleta	Equipo	1.10	1.15	1.20	1.25	1.30	1.35	1.40	1.45	1.50	1.55
taylor rhennie PHIPPS	british virgin is	-	o	o	o	xo	o	xo	o	xo	xxx
natarie jaidon LAVINE	barbados	o	o	o	o	o	o	o	xxo	xxo	xxx
orion sinclair MEDEIROS	bermuda	-	o	o	o	o	o	xo	xo	xxo	xxx
alex messi JONES-IFILL	barbados	o	o	o	o	o	xxo	o	xxo	xxo	xxx
aiden keishon KNOWLES	bahamas	o	o	o	o	o	xo	xxx			
gideon david ROBERTS	antigua & barb	o	o	o	o	o	xxx				
nickquan christopher WEBSTER	antigua & barb	o	o	o	o	o	xxx				
maeyson rydell KOCK	aruba	o	o	o	o	o	xxx				
d´karai a´vonte PRESCOTT	british virgin is	-	o	o	xo	o	xxx				
shamoi ki´marley BURTON	anguilla	o	o	o	o	xo	xxx				
antonio ayiden HANNA	bahamas	o	xo	o	o	xo	xxx				
keandre´tamari MILLS	anguilla	-	o	o	o	xxx					
gebre allen VICKERS	bermuda	-	o	o	xo	xxx					
nathan isaiah DUNDAS	aruba	o	o	o	xxx						

# 5th NACAC U13 & U15 Championship

Managua, Nicaragua - Olympic Stadium IND - Saturday 5th and Sunday 6th July 2025



## RESULTADOS FINALES

### Puntuación

## Pentatlón - Salto Alto (3)

U13, Masculino

Pos	Nombre del Atleta	Dorsal	Nacimiento	Edad	Equipo	Marca	
1	Davere Wilbert WALKER	317	16/6/2013	12	Jamaica	1.60 m	702 pts
2	Eliam Antonio MESA Silverio	327	8/5/2013	12	República Dominicana	1.51 m	631 pts
3	Fernando Steven REYES Peña	324	21/1/2013	12	República Dominicana	1.40 m	541 pts
4	Ricardo Raheem GRANVILLE	316	12/12/2013	12	Jamaica	1.40 m	541 pts
5	Ethan Christian GUNPOT	310	20/3/2013	12	Grenada	1.40 m	541 pts
6	Sagier David MARTIS	306	8/4/2014	11	Curacao	1.35 m	499 pts
7	Giovanni Keion CHARLES	311	3/4/2013	12	Grenada	1.35 m	499 pts
8	Aiden WILSON	299	5/7/2013	12	Cayman Islands	1.35 m	499 pts
9	Robert Luis CHARLOT Hernández	304	22/2/2013	12	Cuba	1.30 m	462 pts
10	Christian Jaiden DUNCAN	334	26/1/2013	12	St. Vincent & The Grenadines	1.30 m	462 pts
11	Caleb Francisco ESTRADA Acevedo	320	16/5/2013	12	Nicaragua	1.30 m	462 pts
12	Diego CASTILLO Atha	321	3/3/2013	12	Nicaragua	1.20 m	389 pts
13	Kenzo Quincy IGNACIA	307	2/12/2014	11	Curacao	1.20 m	389 pts
14	Jeffry Dariel REYES Padilla	314	13/7/2013	12	Honduras	1.15 m	352 pts
14	Izayah WELLINGTON	300	10/3/2014	11	Cayman Islands	1.15 m	352 pts

### Detalle

1.10 1.15 1.20 1.25 1.30 1.35 1.40 1.45 1.48 1.51 1.54 1.57 1.60 1.63

Atleta	Equipo	1.10	1.15	1.20	1.25	1.30	1.35	1.40	1.45	1.48	1.51	1.54	1.57	1.60	1.63
davere wilbert WALKER	jamaica	o	o	o	o	o	o	o	xo	o	o	o	o	o	xxr
eliam antonio MESA	república dom	o	o	o	o	o	o	xxo	o	xxx	o	xxx			
fernando steven REYES	república dom	o	o	o	o	o	o	o	xxx						
ricardo raheem GRANVILLE	jamaica	o	o	o	o	o	xo	o	xxx						
ethan christian GUNPOT	grenada	-	-	-	o	o	o	xxo	xxx						
sagier david MARTIS	curacao	-	o	o	o	o	o	xxx							
giovanni keion CHARLES	grenada	-	-	-	xo	o	o	xxx							
aiden WILSON	cayman island	o	o	o	o	o	xxo	xxx							
robert luis CHARLOT	cuba	o	o	o	o	xo	xxx								
christian jaiden DUNCAN	st. vincent & t	o	o	xo	xo	xo	xxx								
caleb francisco ESTRADA	nicaragua	o	xo	o	o	xxo	xxx								
diego CASTILLO	nicaragua	o	o	o	xxx										
kenzo quincy IGNACIA	curacao	o	o	xo	xxx										
izayah WELLINGTON	cayman island	o	o	xxx											
jeffry dariel REYES	honduras	o	o	xxx											

# 5th NACAC U13 & U15 Championship

Managua, Nicaragua - Olympic Stadium IND - Saturday 5th and Sunday 6th July 2025



## RESULTADOS FINALES

### Puntuación

## Pentatlón - Lanzamiento de Bola (4)

### U13, Masculino

Pos	Nombre del Atleta	Dorsal	Nacimiento	Edad	Equipo	Marca	
1	Natarie Jaidon LAVINE	287	15/3/2013	12	Barbados	<b>57.03 m</b>	605 pts
2	Alex Messi JONES-IFILL	288	23/1/2014	11	Barbados	<b>53.42 m</b>	571 pts
3	D´Karai A´Vonte PRESCOTT	295	21/9/2013	12	British Virgin Islands	<b>45.50 m</b>	504 pts
4	Aiden Keishon KNOWLES	283	20/6/2014	11	Bahamas	<b>45.01 m</b>	499 pts
5	Gebre Allen VICKERS	292	3/8/2013	12	Bermuda	<b>44.42 m</b>	490 pts
6	Nickquan Christopher WEBSTER	276	10/10/2013	12	Antigua & Barbuda	<b>41.82 m</b>	466 pts
7	Maeyson Rydell KOCK	279	24/8/2013	12	Aruba	<b>41.80 m</b>	466 pts
8	Antonio Ayiden HANNA	284	15/6/2013	12	Bahamas	<b>41.25 m</b>	461 pts
9	Taylor Rhennie PHIPPS	296	21/3/2013	12	British Virgin Islands	<b>38.85 m</b>	436 pts
10	Nathan Isaiah DUNDAS	280	29/11/2013	12	Aruba	<b>37.33 m</b>	420 pts
11	Gideon David ROBERTS	275	20/6/2013	12	Antigua & Barbuda	<b>36.69 m</b>	415 pts
12	Keandre´Tamari MILLS	271	20/10/2013	12	Anguilla	<b>28.67 m</b>	327 pts
13	Orion Sinclair MEDEIROS	291	21/1/2013	12	Bermuda	<b>21.61 m</b>	238 pts
14	Shamoi Ki´Marley BURTON	272	10/12/2013	12	Anguilla	<b>19.23 m</b>	203 pts

### Detalle

		1	2	3	4	5	6
natarie jaidon LAVINE	barbados	<b>48.53</b>	<b>57.03</b>	<b>53.73</b>			
alex messi JONES-IFILL	barbados	<b>52.20</b>	<b>51.96</b>	<b>53.42</b>			
d´karai a´vonte PRESCOTT	british virgin islan	<b>43.70</b>	<b>45.50</b>	<b>44.94</b>			
aiden keishon KNOWLES	bahamas	<b>41.94</b>	<b>45.01</b>	<b>44.53</b>			
gebre allen VICKERS	bermuda	<b>39.66</b>	<b>41.18</b>	<b>44.42</b>			
nickquan christopher WEBSTER	antigua & barbuda	<b>34.17</b>	<b>39.84</b>	<b>41.82</b>			
maeyson rydell KOCK	aruba	<b>37.43</b>	<b>41.61</b>	<b>41.80</b>			
antonio ayiden HANNA	bahamas	<b>36.02</b>	<b>37.99</b>	<b>41.25</b>			
taylor rhennie PHIPPS	british virgin islan	<b>31.96</b>	<b>38.85</b>	<b>33.55</b>			
nathan isaiah DUNDAS	aruba	<b>37.06</b>	<b>37.33</b>	<b>x</b>			
gideon david ROBERTS	antigua & barbuda	<b>34.70</b>	<b>36.69</b>	<b>33.07</b>			
keandre´tamari MILLS	anguilla	<b>27.35</b>	<b>28.67</b>	<b>27.85</b>			
orion sinclair MEDEIROS	bermuda	<b>19.40</b>	<b>21.61</b>	<b>18.09</b>			
shamoi ki´marley BURTON	anguilla	<b>12.82</b>	<b>14.45</b>	<b>19.23</b>			

# 5th NACAC U13 & U15 Championship

Managua, Nicaragua - Olympic Stadium IND - Saturday 5th and Sunday 6th July 2025



## RESULTADOS FINALES

### Puntuación

## Pentatlón - Lanzamiento de Bola (4)

### U13, Masculino

Pos	Nombre del Atleta	Dorsal	Nacimiento	Edad	Equipo	Marca	
1	Robert Luis CHARLOT Hernández	304	22/2/2013	12	Cuba	<b>67.45 m</b>	685 pts
2	Giovanni Keion CHARLES	311	3/4/2013	12	Grenada	<b>63.66 m</b>	658 pts
3	Fernando Steven REYES Peña	324	21/1/2013	12	República Dominicana	<b>53.28 m</b>	571 pts
4	Christian Jaiden DUNCAN	334	26/1/2013	12	St. Vincent & The Grenadines	<b>49.01 m</b>	536 pts
5	Ricardo Raheem GRANVILLE	316	12/12/2013	12	Jamaica	<b>48.49 m</b>	527 pts
6	Ethan Christian GUNPOT	310	20/3/2013	12	Grenada	<b>45.96 m</b>	504 pts
7	Sagier David MARTIS	306	8/4/2014	11	Curacao	<b>44.74 m</b>	495 pts
8	Eliam Antonio MESA Silverio	327	8/5/2013	12	República Dominicana	<b>44.23 m</b>	490 pts
9	Davere Wilbert WALKER	317	16/6/2013	12	Jamaica	<b>40.92 m</b>	456 pts
10	Caleb Francisco ESTRADA Acevedo	320	16/5/2013	12	Nicaragua	<b>37.38 m</b>	420 pts
11	Jeffry Dariel REYES Padilla	314	13/7/2013	12	Honduras	<b>37.17 m</b>	420 pts
12	Diego CASTILLO Atha	321	3/3/2013	12	Nicaragua	<b>34.65 m</b>	394 pts
13	Kenzo Quincy IGNACIA	307	2/12/2014	11	Curacao	<b>34.16 m</b>	389 pts
14	Aiden WILSON	299	5/7/2013	12	Cayman Islands	<b>31.37 m</b>	356 pts
15	Izayah WELLINGTON	300	10/3/2014	11	Cayman Islands	<b>29.46 m</b>	333 pts

### Detalle

		1	2	3	4	5	6
robert luis CHARLOT	cuba	67.45	65.19	67.12			
giovanni keion CHARLES	grenada	60.71	63.66	60.22			
fernando steven REYES	república dominic	53.28	53.16	49.59			
christian jaiden DUNCAN	st. vincent & the g	47.90	x	49.01			
ricardo raheem GRANVILLE	jamaica	43.53	44.97	48.49			
ethan christian GUNPOT	grenada	43.70	45.35	45.96			
sagier david MARTIS	curacao	44.74	39.32	41.60			
eliam antonio MESA	república dominic	37.41	44.23	37.15			
davere wilbert WALKER	jamaica	40.92	39.93	40.00			
caleb francisco ESTRADA	nicaragua	28.42	37.38	36.49			
jeffry dariel REYES	honduras	x	x	37.17			
diego CASTILLO	nicaragua	29.50	29.27	34.65			
kenzo quincy IGNACIA	curacao	33.08	34.16	33.10			
aiden WILSON	cayman islands	29.51	30.43	31.37			
izayah WELLINGTON	cayman islands	26.16	26.93	29.46			

# 5th NACAC U13 & U15 Championship

Managua, Nicaragua - Olympic Stadium IND - Saturday 5th and Sunday 6th July 2025



## RESULTADOS FINALES

### Puntuación

## Pentatlón - 1.000 mts Planos (5)

U13, Masculino

Pos	Nombre del Atleta	Dorsal	Nacimiento	Edad	Equipo	Marca	
<b>HEAT # 1</b>							
1	Ethan Christian GUNPOT	310	20/3/2013	12	Grenada	03:06.02	649 pts
2	Natarie Jaidon LAVINE	287	15/3/2013	12	Barbados	03:06.65	644 pts
3	Nickquan Christopher WEBSTER	276	10/10/2013	12	Antigua & Barbuda	03:21.97	532 pts
4	Eliam Antonio MESA Silverio	327	8/5/2013	12	República Dominicana	03:23.56	521 pts
5	Alex Messi JONES-IFILL	288	23/1/2014	11	Barbados	03:26.90	499 pts
6	Christian Jaiden DUNCAN	334	26/1/2013	12	St. Vincent & The Grenadines	03:28.27	490 pts
7	Taylor Rhennie PHIPPS	296	21/3/2013	12	British Virgin Islands	03:30.30	478 pts
8	Aiden Keishon KNOWLES	283	20/6/2014	11	Bahamas	03:31.81	468 pts
9	Giovonni Keion CHARLES	311	3/4/2013	12	Grenada	03:39.69	421 pts
10	Fernando Steven REYES Peña	324	21/1/2013	12	República Dominicana	03:41.27	412 pts
11	Robert Luis CHARLOT Hernández	304	22/2/2013	12	Cuba	03:42.30	407 pts
12	Gideon David ROBERTS	275	20/6/2013	12	Antigua & Barbuda	03:48.13	374 pts
13	D´Karai A`Vonte PRESCOTT	295	21/9/2013	12	British Virgin Islands	03:56.52	331 pts
	Ricardo Raheem GRANVILLE	316	12/12/2013	12	Jamaica	DNF	0 pts
<b>HEAT # 2</b>							
1	Caleb Francisco ESTRADA Acevedo	320	16/5/2013	12	Nicaragua	03:11.01	610 pts
2	Diego CASTILLO Atha	321	3/3/2013	12	Nicaragua	03:12.16	601 pts
3	Antonio Ayiden HANNA	284	15/6/2013	12	Bahamas	03:24.01	518 pts
4	Jeffry Dariel REYES Padilla	314	13/7/2013	12	Honduras	03:24.02	518 pts
5	Aiden WILSON	299	5/7/2013	12	Cayman Islands	03:39.85	420 pts
6	Sagier David MARTIS	306	8/4/2014	11	Curacao	03:41.73	409 pts
7	Kenzo Quincy IGNACIA	307	2/12/2014	11	Curacao	03:42.57	405 pts
8	Gebre Allen VICKERS	292	3/8/2013	12	Bermuda	03:56.73	330 pts
9	Orion Sinclair MEDEIROS	291	21/1/2013	12	Bermuda	03:58.98	320 pts
10	Shamoi Ki`Marley BURTON	272	10/12/2013	12	Anguilla	04:08.52	275 pts
11	Izayah WELLINGTON	300	10/3/2014	11	Cayman Islands	04:25.30	205 pts
12	Keandre`Tamari MILLS	271	20/10/2013	12	Anguilla	04:46.09	129 pts
	Maeyson Rydell KOCK	279	24/8/2013	12	Aruba	DNS	0 pts
	Nathan Isaiah DUNDAS	280	29/11/2013	12	Aruba	DNS	0 pts

# 5th NACAC U13 & U15 Championship

Managua, Nicaragua - Olympic Stadium IND - Saturday 5th and Sunday 6th July 2025



## RESULTADOS FINALES

### Resultados Generales

Pos	Nombre del Atleta	Equipo	Heat	Marca	
1	Ethan Christian GUNPOT	<b>Grenada</b>	1	<b>03:06.02</b>	649 pts
2	Natarie Jaidon LAVINE	<b>Barbados</b>	1	<b>03:06.65</b>	644 pts
3	Caleb Francisco ESTRADA Acevedo	<b>Nicaragua</b>	2	<b>03:11.01</b>	610 pts
4	Diego CASTILLO Atha	<b>Nicaragua</b>	2	<b>03:12.16</b>	601 pts
5	Nickquan Christopher WEBSTER	<b>Antigua &amp; Barbuda</b>	1	<b>03:21.97</b>	532 pts
6	Eliam Antonio MESA Silverio	<b>República Dominicana</b>	1	<b>03:23.56</b>	521 pts
7	Antonio Ayiden HANNA	<b>Bahamas</b>	2	<b>03:24.01</b>	518 pts
8	Jeffry Dariel REYES Padilla	<b>Honduras</b>	2	<b>03:24.02</b>	518 pts
9	Alex Messi JONES-IFILL	<b>Barbados</b>	1	<b>03:26.90</b>	499 pts
10	Christian Jaiden DUNCAN	<b>St. Vincent &amp; The Grenadines</b>	1	<b>03:28.27</b>	490 pts
11	Taylor Rhennie PHIPPS	<b>British Virgin Islands</b>	1	<b>03:30.30</b>	478 pts
12	Aiden Keishon KNOWLES	<b>Bahamas</b>	1	<b>03:31.81</b>	468 pts
13	Giovonni Keion CHARLES	<b>Grenada</b>	1	<b>03:39.69</b>	421 pts
14	Aiden WILSON	<b>Cayman Islands</b>	2	<b>03:39.85</b>	420 pts
15	Fernando Steven REYES Peña	<b>República Dominicana</b>	1	<b>03:41.27</b>	412 pts
16	Sagier David MARTIS	<b>Curacao</b>	2	<b>03:41.73</b>	409 pts
17	Robert Luis CHARLOT Hernández	<b>Cuba</b>	1	<b>03:42.30</b>	407 pts
18	Kenzo Quincy IGNACIA	<b>Curacao</b>	2	<b>03:42.57</b>	405 pts
19	Gideon David ROBERTS	<b>Antigua &amp; Barbuda</b>	1	<b>03:48.13</b>	374 pts
20	D´Karaí A´Vonte PRESCOTT	<b>British Virgin Islands</b>	1	<b>03:56.52</b>	331 pts
21	Gebre Allen VICKERS	<b>Bermuda</b>	2	<b>03:56.73</b>	330 pts
22	Orion Sinclair MEDEIROS	<b>Bermuda</b>	2	<b>03:58.98</b>	320 pts
23	Shamoi Ki´Marley BURTON	<b>Anguilla</b>	2	<b>04:08.52</b>	275 pts
24	Izayah WELLINGTON	<b>Cayman Islands</b>	2	<b>04:25.30</b>	205 pts
25	Keandre´Tamari MILLS	<b>Anguilla</b>	2	<b>04:46.09</b>	129 pts
	Ricardo Raheem GRANVILLE	<b>Jamaica</b>	1	<b>DNF</b>	0 pts
	Maeyson Rydell KOCK	<b>Aruba</b>	2	<b>DNS</b>	0 pts
	Nathan Isaiah DUNDAS	<b>Aruba</b>	2	<b>DNS</b>	0 pts

## 5th NACAC U13 & U15 Championship

Managua, Nicaragua - Olympic Stadium IND - Saturday 5th and Sunday 6th July 2025



### RESULTADOS FINALES

---

# Categoría U13, Mixto

# 5th NACAC U13 & U15 Championship

Managua, Nicaragua - Olympic Stadium IND - Saturday 5th and Sunday 6th July 2025



## RESULTADOS FINALES

### Final Relay 4x100 mts Mixed U13, Mixto

Pos Nombre del Atleta Dorsal Nacimiento Edad Equipo Carril Marca

#### HEAT # 1

1	Aliyah Williams - Gideon Roberts - Nickquan Webster - Kiarah Simon		<b>Antigua &amp; Barbuda</b>	<b>51.13</b>
2	Antonio Hanna - Kian Duncombe - Aiden Knowles - Mikyla Sears		<b>Bahamas</b>	<b>52.41</b>
3	Fernando Reyes - Jisbell Javier - Eliam Mesa - Paola Garcia		<b>República Dominicana</b>	<b>53.19</b>
4	Keandre 'Tamari Mills - Codeyjah Connor - Ajanique Bowens - Shamoï Burton		<b>Anguilla</b>	<b>54.48</b>
5	Gebre Vickers - Kierra Broadley-Samuels - Orion Medeiros - Jordyn Lewis		<b>Bermuda</b>	<b>57.42</b>
6	Nathan Dundas - Zailah Lanoy - Dy-Angely Courtar - Maeyson Kock		<b>Aruba</b>	<b>59.04</b>

#### HEAT # 2

1	Zaniyah Browne - Natarie Lavine - Janae Belgrave - Alex Jones-Ifill		<b>Barbados</b>	<b>50.96</b>
2	Giovanni Charles - Dominique Joseph - Ethan Gunpot - Leah-Rose Charles		<b>Grenada</b>	<b>51.54</b>
3	Roshanna Lennon - D 'Karai Prescott - Taylor Phipps - Giuliana Faulkner		<b>British Virgin Islands</b>	<b>52.97</b>
4	Danielle Webster - Aiden Wilson - Jacquelyn Douglas - Izayah Wellington		<b>Cayman Islands</b>	<b>55.00</b>
5	Elena Ruiz - Diego Castillo - Milagros Flores - Caleb Estrada		<b>Nicaragua</b>	<b>58.18</b>

### Resultados Generales

Pos	Nombre del Atleta	Equipo	Heat	Marca
1		<b>Barbados</b>	2	<b>50.96</b>
2		<b>Antigua &amp; Barbuda</b>	1	<b>51.13</b>
3		<b>Grenada</b>	2	<b>51.54</b>
4		<b>Bahamas</b>	1	<b>52.41</b>
5		<b>British Virgin Islands</b>	2	<b>52.97</b>
6		<b>República Dominicana</b>	1	<b>53.19</b>
7		<b>Anguilla</b>	1	<b>54.48</b>
8		<b>Cayman Islands</b>	2	<b>55.00</b>
9		<b>Bermuda</b>	1	<b>57.42</b>
10		<b>Nicaragua</b>	2	<b>58.18</b>
11		<b>Aruba</b>	1	<b>59.04</b>

## 5th NACAC U13 & U15 Championship

Managua, Nicaragua - Olympic Stadium IND - Saturday 5th and Sunday 6th July 2025



RESULTADOS FINALES

---

# Categoría U15, Femenino

# 5th NACAC U13 & U15 Championship

Managua, Nicaragua - Olympic Stadium IND - Saturday 5th and Sunday 6th July 2025



## RESULTADOS FINALES

### Final Heptatlón U15, Femenino

RNAC: 4466, Julien ALFRED (Santa Lucía), 2015









Pos	Nombre del Atleta		80m	Largo	Bala	60vallas	Alto	Bola	1000m	Marca
1	Rosmary JIMENEZ Aybar <b>República Dominicana</b>		<b>10.15</b> 770 pts	<b>5.29</b> 677 pts	<b>11.51</b> 592 pts	<b>10.39</b> 556 pts	<b>1.50</b> 623 pts	<b>66.30</b> 678 pts	<b>3:24.09</b> 518 pts	<b>4414 pts</b>
2	Rejada Ariel HINDS <b>Barbados</b>		<b>9.75</b> 851 pts	<b>5.43</b> 704 pts	<b>9.18</b> 482 pts	<b>8.99</b> 767 pts	<b>1.45</b> 582 pts	<b>42.62</b> 475 pts	<b>3:30.10</b> 479 pts	<b>4340 pts</b>
3	Jazae Sarai JOHNSON <b>Bahamas</b>		<b>9.60</b> 883 pts	<b>5.89</b> 790 pts	<b>7.46</b> 392 pts	<b>9.40</b> 699 pts	<b>1.62</b> 718 pts	<b>34.70</b> 394 pts	<b>3:42.05</b> 408 pts	<b>4284 pts</b>
4	Joleen Kiyomi TOMLIN <b>Saint Maarten</b>		<b>9.87</b> 826 pts	<b>5.25</b> 670 pts	<b>10.23</b> 533 pts	<b>9.66</b> 658 pts	<b>1.40</b> 541 pts	<b>54.90</b> 584 pts	<b>3:46.19</b> 385 pts	<b>4197 pts</b>
5	Nahomi LAUGART Salvador <b>Cuba</b>		<b>10.41</b> 721 pts	<b>5.47</b> 712 pts	<b>6.21</b> 319 pts	<b>9.42</b> 696 pts	<b>1.53</b> 647 pts	<b>50.51</b> 549 pts	<b>3:44.52</b> 394 pts	<b>4038 pts</b>
6	Adriana Sofía BERMUDEZ Suazo <b>El Salvador</b>		<b>10.46</b> 712 pts	<b>4.86</b> 593 pts	<b>7.94</b> 418 pts	<b>9.60</b> 668 pts	<b>1.40</b> 541 pts	<b>44.88</b> 495 pts	<b>3:15.09</b> 580 pts	<b>4007 pts</b>
7	Danelia Deondra CLARKE <b>Jamaica</b>		<b>9.91</b> 818 pts	<b>5.01</b> 623 pts	<b>7.14</b> 374 pts	<b>9.09</b> 750 pts	<b>1.35</b> 499 pts	<b>34.41</b> 389 pts	<b>3:40.16</b> 419 pts	<b>3872 pts</b>
8	Dashanelle Derrica CLARKE <b>Jamaica</b>		<b>10.17</b> 766 pts	<b>5.19</b> 658 pts	<b>6.85</b> 357 pts	<b>9.00</b> 765 pts	<b>1.50</b> 623 pts	<b>35.42</b> 399 pts	<b>4:09.79</b> 270 pts	<b>3838 pts</b>
9	Niaviv Wina MATRONA <b>Curacao</b>		<b>10.79</b> 654 pts	<b>4.59</b> 537 pts	<b>9.82</b> 514 pts	<b>10.39</b> 556 pts	<b>1.40</b> 541 pts	<b>61.37</b> 638 pts	<b>3:50.88</b> 360 pts	<b>3800 pts</b>
10	Symiah Corday STRACHAN <b>Bahamas</b>		<b>10.27</b> 747 pts	<b>4.88</b> 597 pts	<b>8.38</b> 441 pts	<b>10.77</b> 509 pts	<b>1.40</b> 541 pts	<b>42.34</b> 471 pts	<b>3:42.23</b> 407 pts	<b>3713 pts</b>
11	Kaelynna Candice MODESTE <b>Grenada</b>		<b>10.78</b> 656 pts	<b>4.75</b> 570 pts	<b>7.51</b> 394 pts	<b>10.96</b> 486 pts	<b>1.45</b> 582 pts	<b>42.55</b> 475 pts	<b>3:28.86</b> 487 pts	<b>3650 pts</b>
12	Crisleidy RODRIGUEZ De Leon <b>República Dominicana</b>		<b>10.71</b> 668 pts	<b>3.94</b> 406 pts	<b>7.98</b> 420 pts	<b>10.23</b> 577 pts	<b>1.40</b> 541 pts	<b>40.69</b> 456 pts	<b>3:31.08</b> 473 pts	<b>3541 pts</b>
13	Leann Stella JOSEPH <b>Antigua &amp; Barbuda</b>		<b>10.58</b> 691 pts	<b>4.94</b> 609 pts	<b>6.62</b> 343 pts	<b>10.34</b> 563 pts	<b>1.30</b> 462 pts	<b>26.72</b> 303 pts	<b>3:25.03</b> 511 pts	<b>3482 pts</b>
14	Siearra Geianne BURROWES <b>Barbados</b>		<b>10.33</b> 736 pts	<b>4.52</b> 523 pts	<b>10.25</b> 534 pts	<b>10.34</b> 563 pts	<b>1.25</b> 426 pts	<b>41.00</b> 461 pts	<b>4:33.04</b> 175 pts	<b>3418 pts</b>
15	Gyanelle Irene UN <b>Curacao</b>		<b>10.57</b> 692 pts	<b>4.38</b> 494 pts	<b>6.75</b> 351 pts	<b>10.02</b> 606 pts	<b>1.30</b> 462 pts	<b>35.06</b> 399 pts	<b>3:59.80</b> 316 pts	<b>3320 pts</b>
16	Sidney Remy DOUGLAS <b>Grenada</b>		<b>11.37</b> 560 pts	<b>4.56</b> 531 pts	<b>9.22</b> 484 pts	<b>10.68</b> 520 pts	<b>1.35</b> 499 pts	<b>40.86</b> 456 pts	<b>4:10.45</b> 266 pts	<b>3316 pts</b>
17	Mariann Angel WHITE <b>Antigua &amp; Barbuda</b>		<b>10.43</b> 718 pts	<b>3.89</b> 396 pts	<b>8.42</b> 443 pts	<b>10.23</b> 577 pts	<b>1.40</b> 541 pts	<b>33.68</b> 383 pts	<b>4:17.22</b> 237 pts	<b>3295 pts</b>
18	Ariel Jessica STEPHENS <b>St. Vincent &amp; The Grenadines</b>		<b>11.09</b> 604 pts	<b>4.25</b> 468 pts	<b>7.73</b> 406 pts	<b>10.64</b> 524 pts	<b>1.45</b> 582 pts	<b>35.73</b> 405 pts	<b>4:09.90</b> 269 pts	<b>3258 pts</b>
19	T'Keiya Marie SMITH <b>British Virgin Islands</b>		<b>11.14</b> 596 pts	<b>4.39</b> 496 pts	<b>8.60</b> 453 pts	<b>11.57</b> 418 pts	<b>1.45</b> 582 pts	<b>33.47</b> 376 pts	<b>4:17.57</b> 236 pts	<b>3157 pts</b>
20	Tiffany Aaliyah HERBERT <b>British Virgin Islands</b>		<b>11.03</b> 614 pts	<b>4.30</b> 478 pts	<b>6.50</b> 336 pts	<b>10.46</b> 547 pts	<b>1.25</b> 426 pts	<b>24.52</b> 276 pts	<b>3:51.17</b> 359 pts	<b>3036 pts</b>
21	Cynne Jaelyn LIBURD <b>Anguilla</b>		<b>11.18</b> 589 pts	<b>4.42</b> 502 pts	<b>7.62</b> 400 pts	<b>15.11</b> 134 pts	<b>1.30</b> 462 pts	<b>41.10</b> 461 pts	<b>3:35.98</b> 443 pts	<b>2991 pts</b>
22	Suri Arleth AGUILERA Canales <b>Honduras</b>		<b>11.38</b> 558 pts	<b>3.99</b> 416 pts	<b>5.30</b> 261 pts	<b>12.01</b> 374 pts	<b>1.35</b> 499 pts	<b>34.70</b> 394 pts	<b>3:37.37</b> 435 pts	<b>2937 pts</b>
23	Andrea Jimena CASTILLO Lacayo <b>Nicaragua</b>		<b>10.94</b> 629 pts	<b>4.24</b> 466 pts	<b>4.50</b> 206 pts	<b>10.04</b> 603 pts	<b>1.30</b> 462 pts	<b>32.18</b> 367 pts	<b>4:36.85</b> 161 pts	<b>2894 pts</b>
24	Shadwayna Annakay GUMBS <b>Saint Maarten</b>		<b>10.66</b> 676 pts	<b>NM</b> 0 pts	<b>7.58</b> 398 pts	<b>10.19</b> 583 pts	<b>1.20</b> 389 pts	<b>40.47</b> 451 pts	<b>3:46.09</b> 386 pts	<b>2883 pts</b>

# 5th NACAC U13 & U15 Championship

Managua, Nicaragua - Olympic Stadium IND - Saturday 5th and Sunday 6th July 2025



## RESULTADOS FINALES

<b>25</b>	Zaria Shantia CODRINGTON <b>Bermuda</b>		<b>10.76</b> 659 pts	<b>4.02</b> 422 pts	<b>5.27</b> 259 pts	<b>11.01</b> 480 pts	<b>1.25</b> 426 pts	<b>27.20</b> 309 pts	<b>4:04.47</b> 294 pts	<b>2849 pts</b>
<b>26</b>	Abril POHEHAUS <b>Nicaragua</b>		<b>11.02</b> 615 pts	<b>3.90</b> 398 pts	<b>5.37</b> 266 pts	<b>12.82</b> 300 pts	<b>1.25</b> 426 pts	<b>26.88</b> 303 pts	<b>3:50.18</b> 364 pts	<b>2672 pts</b>
<b>27</b>	Carianne LAVINE <b>Cayman Islands</b>		<b>12.00</b> 468 pts	<b>4.20</b> 458 pts	<b>5.49</b> 274 pts	<b>11.77</b> 398 pts	<b>1.45</b> 582 pts	<b>13.80</b> 117 pts	<b>4:00.58</b> 312 pts	<b>2609 pts</b>
<b>28</b>	Zaylee Sadelle LAWRENCE <b>Bermuda</b>		<b>11.10</b> 602 pts	<b>2.80</b> 178 pts	<b>6.42</b> 332 pts	<b>13.52</b> 243 pts	<b>1.15</b> 352 pts	<b>20.99</b> 224 pts	<b>3:29.44</b> 483 pts	<b>2414 pts</b>
<b>28</b>	Quionny Sheriene NAAR <b>Aruba</b>		<b>11.51</b> 538 pts	<b>3.75</b> 368 pts	<b>6.28</b> 323 pts	<b>13.19</b> 269 pts	<b>1.20</b> 389 pts	<b>25.90</b> 290 pts	<b>4:17.33</b> 237 pts	<b>2414 pts</b>
<b>30</b>	Tais CONOLLY <b>Cayman Islands</b>		<b>10.65</b> 678 pts	<b>3.70</b> 358 pts	<b>5.85</b> 296 pts	<b>12.79</b> 303 pts	<b>NM</b> 0 pts	<b>23.45</b> 258 pts	<b>4:07.44</b> 280 pts	<b>2173 pts</b>
	Sarah Cassandra MADURO <b>Aruba</b>		<b>10.71</b> 668 pts	<b>4.55</b> 529 pts	<b>7.97</b> 419 pts	<b>12.70</b> 310 pts	<b>1.25</b> 426 pts	<b>24.01</b> 271 pts	<b>DNS</b> 0 pts	<b>DNF</b>
	Saniya Keyna RICHARDS <b>Anguilla</b>		<b>10.52</b> 701 pts	<b>4.29</b> 476 pts	<b>7.02</b> 367 pts	<b>13.60</b> 237 pts	<b>1.40</b> 541 pts	<b>26.50</b> 303 pts	<b>DNS</b> 0 pts	<b>DNF</b>

# 5th NACAC U13 & U15 Championship

Managua, Nicaragua - Olympic Stadium IND - Saturday 5th and Sunday 6th July 2025



## RESULTADOS FINALES

### Puntuación

## Heptatlón - 80 mts Planos (1)

U15, Femenino

Pos	Nombre del Atleta	Dorsal	Nacimiento	Edad	Equipo	Carril	Marca		
<b>HEAT # 1</b>									
1	Jazae Sarai JOHNSON	215	10/1/2011	14	Bahamas	1	<b>09.60</b>	883 pts	2.0
2	Saniya Keyna RICHARDS	204	26/9/2012	13	Anguilla	6	<b>10.52</b>	701 pts	2.0
3	Shadwayna Annakay GUMBS	259	18/12/2011	14	Saint Maarten	3	<b>10.66</b>	676 pts	2.0
4	Sarah Cassandra MADURO	211	27/1/2011	14	Aruba	7	<b>10.71</b>	668 pts	2.0
5	Kaelynna Candice MODESTE	243	26/5/2012	13	Grenada	5	<b>10.78</b>	656 pts	2.0
6	Niaviv Wina MATRONA	237	2/2/2011	14	Curacao	2	<b>10.79</b>	654 pts	2.0
7	Abril POHEHAUS	253	1/1/2011	14	Nicaragua	8	<b>11.02</b>	615 pts	2.0
8	Tiffany Aaliyah HERBERT	228	1/9/2011	14	British Virgin Islands	4	<b>11.03</b>	614 pts	2.0
<b>HEAT # 2</b>									
1	Joleen Kiyomi TOMLIN	258	20/7/2011	14	Saint Maarten	5	<b>09.87</b>	826 pts	1.1
2	Danelia Deondra CLARKE	248	30/4/2011	14	Jamaica	8	<b>09.91</b>	818 pts	1.1
3	Symiah Corday STRACHAN	216	28/3/2011	14	Bahamas	3	<b>10.27</b>	747 pts	1.1
4	Leann Stella JOSEPH	208	3/5/2011	14	Antigua & Barbuda	6	<b>10.58</b>	691 pts	1.1
5	Andrea Jimena CASTILLO Lacayo	252	4/4/2011	14	Nicaragua	4	<b>10.94</b>	629 pts	1.1
6	T' Keiya Marie SMITH	227	13/7/2011	14	British Virgin Islands	7	<b>11.14</b>	596 pts	1.1
7	Cynne Jaelyn LIBURD	203	22/9/2011	14	Anguilla	1	<b>11.18</b>	589 pts	1.1
8	Sidney Remy DOUGLAS	242	5/3/2011	14	Grenada	2	<b>11.37</b>	560 pts	1.1
<b>HEAT # 3</b>									
1	Rosmery JIMENEZ Aybar	256	21/3/2011	14	República Dominicana	7	<b>10.15</b>	770 pts	4.0
2	Dashanelle Derrica CLARKE	249	24/8/2011	14	Jamaica	2	<b>10.17</b>	766 pts	4.0
3	Siearra Geianne BURROWES	220	12/12/2011	14	Barbados	1	<b>10.33</b>	736 pts	4.0
4	Nahomi LAUGART Salvador	234	22/10/2011	14	Cuba	5	<b>10.41</b>	721 pts	4.0
5	Adriana Sofia BERMUDEZ Suazo	239	7/2/2011	14	El Salvador	3	<b>10.46</b>	712 pts	4.0
6	Tais CONOLLY	232	24/2/2012	13	Cayman Islands	6	<b>10.65</b>	678 pts	4.0
7	Zaylee Sadelle LAWRENCE	224	14/8/2011	14	Bermuda	8	<b>11.10</b>	602 pts	4.0
8	Suri Arleth AGUILERA Canales	245	7/8/2012	13	Honduras	4	<b>11.38</b>	558 pts	4.0
<b>HEAT # 4</b>									
1	Rejada Ariel HINDS	219	28/2/2012	13	Barbados	8	<b>09.75</b>	851 pts	0.7
2	Mariann Angel WHITE	207	6/10/2011	14	Antigua & Barbuda	4	<b>10.43</b>	718 pts	0.7
3	Gyanelle Irene UN	238	22/3/2011	14	Curacao	7	<b>10.57</b>	692 pts	0.7
4	Crisleidys RODRIGUEZ De Leon	257	26/6/2011	14	República Dominicana	6	<b>10.71</b>	668 pts	0.7
5	Zaria Shantia CODRINGTON	223	13/9/2011	14	Bermuda	3	<b>10.76</b>	659 pts	0.7
6	Ariel Jessica STEPHENS	265	28/11/2011	14	St. Vincent & The Grenadines	1	<b>11.09</b>	604 pts	0.7
7	Quionny Sheriene NAAR	212	10/12/2011	14	Aruba	5	<b>11.51</b>	538 pts	0.7
8	Carianne LAVINE	231	10/6/2011	14	Cayman Islands	2	<b>12.00</b>	468 pts	0.7

# 5th NACAC U13 & U15 Championship

Managua, Nicaragua - Olympic Stadium IND - Saturday 5th and Sunday 6th July 2025



## RESULTADOS FINALES

### Resultados Generales

Pos	Nombre del Atleta	Equipo	Heat	Marca		Viento
1	Jazae Sarai JOHNSON	<b>Bahamas</b>	1	<b>09.60</b>	883 pts	2.0
2	Rejada Ariel HINDS	<b>Barbados</b>	4	<b>09.75</b>	851 pts	0.7
3	Joleen Kiyomi TOMLIN	<b>Saint Maarten</b>	2	<b>09.87</b>	826 pts	1.1
4	Danelia Deondra CLARKE	<b>Jamaica</b>	2	<b>09.91</b>	818 pts	1.1
5	Rosmery JIMENEZ Aybar	<b>República Dominicana</b>	3	<b>10.15</b>	770 pts	4.0
6	Dashanelle Derrica CLARKE	<b>Jamaica</b>	3	<b>10.17</b>	766 pts	4.0
7	Symiah Corday STRACHAN	<b>Bahamas</b>	2	<b>10.27</b>	747 pts	1.1
8	Siearra Geianne BURROWES	<b>Barbados</b>	3	<b>10.33</b>	736 pts	4.0
9	Nahomi LAUGART Salvador	<b>Cuba</b>	3	<b>10.41</b>	721 pts	4.0
10	Mariann Angel WHITE	<b>Antigua &amp; Barbuda</b>	4	<b>10.43</b>	718 pts	0.7
11	Adriana Sofía BERMUDEZ Suazo	<b>El Salvador</b>	3	<b>10.46</b>	712 pts	4.0
12	Saniya Keyna RICHARDS	<b>Anguilla</b>	1	<b>10.52</b>	701 pts	2.0
13	Gyanelle Irene UN	<b>Curacao</b>	4	<b>10.57</b>	692 pts	0.7
14	Leann Stella JOSEPH	<b>Antigua &amp; Barbuda</b>	2	<b>10.58</b>	691 pts	1.1
15	Tais CONOLLY	<b>Cayman Islands</b>	3	<b>10.65</b>	678 pts	4.0
16	Shadwayna Annakay GUMBS	<b>Saint Maarten</b>	1	<b>10.66</b>	676 pts	2.0
17	Crisleidy RODRIGUEZ De Leon	<b>República Dominicana</b>	4	<b>10.71</b>	668 pts	0.7
17	Sarah Cassandra MADURO	<b>Aruba</b>	1	<b>10.71</b>	668 pts	2.0
19	Zaria Shantia CODRINGTON	<b>Bermuda</b>	4	<b>10.76</b>	659 pts	0.7
20	Kaelynna Candice MODESTE	<b>Grenada</b>	1	<b>10.78</b>	656 pts	2.0
21	Niaviv Wina MATRONA	<b>Curacao</b>	1	<b>10.79</b>	654 pts	2.0
22	Andrea Jimena CASTILLO Lacayo	<b>Nicaragua</b>	2	<b>10.94</b>	629 pts	1.1
23	Abril POHEHAUS	<b>Nicaragua</b>	1	<b>11.02</b>	615 pts	2.0
24	Tiffany Aaliyah HERBERT	<b>British Virgin Islands</b>	1	<b>11.03</b>	614 pts	2.0
25	Ariel Jessica STEPHENS	<b>St. Vincent &amp; The Grenadines</b>	4	<b>11.09</b>	604 pts	0.7
26	Zaylee Sadelle LAWRENCE	<b>Bermuda</b>	3	<b>11.10</b>	602 pts	4.0
27	T´Keiya Marie SMITH	<b>British Virgin Islands</b>	2	<b>11.14</b>	596 pts	1.1
28	Cynne Jaelyn LIBURD	<b>Anguilla</b>	2	<b>11.18</b>	589 pts	1.1
29	Sidney Remy DOUGLAS	<b>Grenada</b>	2	<b>11.37</b>	560 pts	1.1
30	Suri Arleth AGUILERA Canales	<b>Honduras</b>	3	<b>11.38</b>	558 pts	4.0
31	Quionny Sheriene NAAR	<b>Aruba</b>	4	<b>11.51</b>	538 pts	0.7
32	Carianne LAVINE	<b>Cayman Islands</b>	4	<b>12.00</b>	468 pts	0.7

# 5th NACAC U13 & U15 Championship

Managua, Nicaragua - Olympic Stadium IND - Saturday 5th and Sunday 6th July 2025



## RESULTADOS FINALES

### Puntuación

## Heptatlón - Salto Largo (2)

U15, Femenino

Pos	Nombre del Atleta	Dorsal	Nacimiento	Edad	Equipo	Marca		Viento
1	Jazae Sarai JOHNSON	215	10/1/2011	14	Bahamas	<b>5.89 m</b>	790 pts	-3.2
2	Rejada Ariel HINDS	219	28/2/2012	13	Barbados	<b>5.43 m</b>	704 pts	-0.4
3	Leann Stella JOSEPH	208	3/5/2011	14	Antigua & Barbuda	<b>4.94 m</b>	609 pts	-1.3
4	Symiah Corday STRACHAN	216	28/3/2011	14	Bahamas	<b>4.88 m</b>	597 pts	-0.5
5	Sarah Cassandra MADURO	211	27/1/2011	14	Aruba	<b>4.55 m</b>	529 pts	+0.1
6	Siearra Geianne BURROWES	220	12/12/2011	14	Barbados	<b>4.52 m</b>	523 pts	-1.2
7	Cynne Jaelyn LIBURD	203	22/9/2011	14	Anguilla	<b>4.42 m</b>	502 pts	-0.2
8	T' Keiya Marie SMITH	227	13/7/2011	14	British Virgin Islands	<b>4.39 m</b>	496 pts	-0.4
9	Tiffany Aaliyah HERBERT	228	1/9/2011	14	British Virgin Islands	<b>4.30 m</b>	478 pts	-2.7
10	Saniya Keyna RICHARDS	204	26/9/2012	13	Anguilla	<b>4.29 m</b>	476 pts	-0.2
11	Zaria Shantia CODRINGTON	223	13/9/2011	14	Bermuda	<b>4.02 m</b>	422 pts	-0.9
12	Mariann Angel WHITE	207	6/10/2011	14	Antigua & Barbuda	<b>3.89 m</b>	396 pts	+0.3
13	Quionny Sheriene NAAR	212	10/12/2011	14	Aruba	<b>3.75 m</b>	368 pts	-0.3
14	Zaylee Sadelle LAWRENCE	224	14/8/2011	14	Bermuda	<b>2.80 m</b>	178 pts	-1.8

### Detalle

		1	2	3	4	5	6
jazae sarai JOHNSON	bahamas	<b>4.97</b> -1.2	<b>5.58</b> -1.6	<b>5.89</b> -3.2			
rejada ariel HINDS	barbados	<b>5.22</b> -1.3	<b>5.16</b> +0.1	<b>5.43</b> -0.4			
leann stella JOSEPH	antigua & barbuda	<b>4.39</b> -2.4	<b>4.54</b> -1.5	<b>4.94</b> -1.3			
symiah corday STRACHAN	bahamas	<b>x</b>	<b>4.19</b> -1.3	<b>4.88</b> -0.5			
sarah cassandra MADURO	aruba	<b>4.33</b> -1.2	<b>4.55</b> +0.1	<b>4.10</b> -0.7			
siearra geianne BURROWES	barbados	<b>3.72</b>	<b>4.52</b> -1.2	<b>x</b>			
cynne jaelyn LIBURD	anguilla	<b>4.18</b> -2.3	<b>4.26</b> +0.7	<b>4.42</b> -0.2			
t' keiya marie SMITH	british virgin islands	<b>4.30</b> -3.5	<b>4.39</b> -0.7	<b>4.39</b> -0.4			
tiffany aaliyah HERBERT	british virgin islands	<b>4.30</b> -2.7	<b>4.15</b> -0.1	<b>4.13</b> -2.2			
saniya keyna RICHARDS	anguilla	<b>3.77</b> -2.2	<b>x</b>	<b>4.29</b> -0.2			
zaria shantia CODRINGTON	bermuda	<b>3.52</b> -0.4	<b>3.43</b> -1.0	<b>4.02</b> -0.9			
mariann angel WHITE	antigua & barbuda	<b>3.71</b> -3.3	<b>3.65</b> -1.3	<b>3.89</b> +0.3			
quionny sheriene NAAR	aruba	<b>3.52</b> -2.7	<b>3.61</b> -1.3	<b>3.75</b> -0.3			
zaylee sadelle LAWRENCE	bermuda	<b>x</b>	<b>2.57</b> +0.4	<b>2.80</b> -1.8			

# 5th NACAC U13 & U15 Championship

Managua, Nicaragua - Olympic Stadium IND - Saturday 5th and Sunday 6th July 2025



## RESULTADOS FINALES

### Puntuación

## Heptatlón - Salto Largo (2)

U15, Femenino

Pos	Nombre del Atleta	Dorsal	Nacimiento	Edad	Equipo	Marca		Viento
1	Nahomi LAUGART Salvador	234	22/10/2011	14	Cuba	<b>5.47 m</b>	712 pts	+0.8
2	Rosmery JIMENEZ Aybar	256	21/3/2011	14	República Dominicana	<b>5.29 m</b>	677 pts	+0.9
3	Joleen Kiyomi TOMLIN	258	20/7/2011	14	Saint Maarten	<b>5.25 m</b>	670 pts	+1.3
4	Dashanelle Derrica CLARKE	249	24/8/2011	14	Jamaica	<b>5.19 m</b>	658 pts	+1.3
5	Danelia Deondra CLARKE	248	30/4/2011	14	Jamaica	<b>5.01 m</b>	623 pts	+0.7
6	Adriana Sofia BERMUDEZ Suazo	239	7/2/2011	14	El Salvador	<b>4.86 m</b>	593 pts	+0.9
7	Kaelynna Candice MODESTE	243	26/5/2012	13	Grenada	<b>4.75 m</b>	570 pts	+1.0
8	Niaviv Wina MATRONA	237	2/2/2011	14	Curacao	<b>4.59 m</b>	537 pts	+0.4
9	Sidney Remy DOUGLAS	242	5/3/2011	14	Grenada	<b>4.56 m</b>	531 pts	+0.3
10	Gyanelle Irene UN	238	22/3/2011	14	Curacao	<b>4.38 m</b>	494 pts	+0.9
11	Ariel Jessica STEPHENS	265	28/11/2011	14	St. Vincent & The Grenadines	<b>4.25 m</b>	468 pts	+1.3
12	Andrea Jimena CASTILLO Lacayo	252	4/4/2011	14	Nicaragua	<b>4.24 m</b>	466 pts	+0.6
13	Carianne LAVINE	231	10/6/2011	14	Cayman Islands	<b>4.20 m</b>	458 pts	+0.8
14	Suri Arleth AGUILERA Canales	245	7/8/2012	13	Honduras	<b>3.99 m</b>	416 pts	+0.2
15	Crisleidys RODRIGUEZ De Leon	257	26/6/2011	14	República Dominicana	<b>3.94 m</b>	406 pts	+1.4
16	Abril POHEHAUS	253	1/1/2011	14	Nicaragua	<b>3.90 m</b>	398 pts	-0.2
17	Tais CONOLLY	232	24/2/2012	13	Cayman Islands	<b>3.70 m</b>	358 pts	+0.3
	Shadwayna Annakay GUMBS	259	18/12/2011	14	Saint Maarten	<b>NM</b>	0 pts	

### Detalle

		1	2	3	4	5	6
nahomi LAUGART	cuba	x	5.47 +0.8	x			
rosmery JIMENEZ	república dominic	5.29 +0.9	5.08 +0.6	4.44 +0.7			
joleen kiyomi TOMLIN	saint maarten	5.25 +1.3	5.02 +0.6	4.56 +0.9			
dashanelle derrica CLARKE	jamaica	4.80 +0.8	5.19 +1.0	5.19 +1.3			
danelia deondra CLARKE	jamaica	3.75 +0.1	4.84 +0.8	5.01 +0.7			
adriana sofía BERMUDEZ	el salvador	4.55 +0.7	4.86 +0.9	4.71 +0.6			
kaelynna candice MODESTE	grenada	4.75 +1.0	4.42 +0.4	4.61 +0.6			
niaviv wina MATRONA	curacao	4.43 +1.2	4.59 +0.4	4.31 +1.4			
sidney remy DOUGLAS	grenada	4.54 +0.6	4.56 +0.3	4.53 +1.3			
gyanelle irene UN	curacao	4.10 +1.3	4.34 +1.0	4.38 +0.9			
ariel jessica STEPHENS	st. vincent & the g	4.25 +1.3	4.24 +0.9	3.47 +1.6			
andrea jimena CASTILLO	nicaragua	x	x	4.24 +0.6			
carianne LAVINE	cayman islands	x	3.87 +0.4	4.20 +0.8			
suri arleth AGUILERA	honduras	x	3.99 +0.2	3.86 +0.4			
crisleidys RODRIGUEZ	república dominic	3.94 +1.4	x	3.93 +0.5			
abril POHEHAUS	nicaragua	3.90 -0.2	3.89 +0.8	3.88 +0.4			
tais CONOLLY	cayman islands	3.70 +0.3	x	3.64 +1.2			
shadwayna annakay GUMBS	saint maarten	x	x	x			

# 5th NACAC U13 & U15 Championship

Managua, Nicaragua - Olympic Stadium IND - Saturday 5th and Sunday 6th July 2025



## RESULTADOS FINALES

### Puntuación

## Heptatlón - Impulsión de Bala 3 kg (3)

U15, Femenino

Pos	Nombre del Atleta	Dorsal	Nacimiento	Edad	Equipo	Marca	
1	Rosmery JIMENEZ Aybar	256	21/3/2011	14	República Dominicana	11.51 m	592 pts
2	Joleen Kiyomi TOMLIN	258	20/7/2011	14	Saint Maarten	10.23 m	533 pts
3	Niaviv Wina MATRONA	237	2/2/2011	14	Curacao	9.82 m	514 pts
4	Sidney Remy DOUGLAS	242	5/3/2011	14	Grenada	9.22 m	484 pts
5	Crisleidys RODRIGUEZ De Leon	257	26/6/2011	14	República Dominicana	7.98 m	420 pts
6	Adriana Sofia BERMUDEZ Suazo	239	7/2/2011	14	El Salvador	7.94 m	418 pts
7	Ariel Jessica STEPHENS	265	28/11/2011	14	St. Vincent & The Grenadines	7.73 m	406 pts
8	Shadwayna Annakay GUMBS	259	18/12/2011	14	Saint Maarten	7.58 m	398 pts
9	Kaelynna Candice MODESTE	243	26/5/2012	13	Grenada	7.51 m	394 pts
10	Danelia Deondra CLARKE	248	30/4/2011	14	Jamaica	7.14 m	374 pts
11	Dashanelle Derrica CLARKE	249	24/8/2011	14	Jamaica	6.85 m	357 pts
12	Gyanelle Irene UN	238	22/3/2011	14	Curacao	6.75 m	351 pts
13	Nahomi LAUGART Salvador	234	22/10/2011	14	Cuba	6.21 m	319 pts
14	Abril POHEHAUS	253	1/1/2011	14	Nicaragua	5.37 m	266 pts
15	Suri Arleth AGUILERA Canales	245	7/8/2012	13	Honduras	5.30 m	261 pts
16	Andrea Jimena CASTILLO Lacayo	252	4/4/2011	14	Nicaragua	4.50 m	206 pts

### Detalle

		1	2	3	4	5	6
rosmery JIMENEZ	república dominic	11.51	11.38	11.11			
joleen kiyomi TOMLIN	saint maarten	9.80	x	10.23			
niaviv wina MATRONA	curacao	9.82	x	x			
sidney remy DOUGLAS	grenada	8.64	8.98	9.22			
crisleidys RODRIGUEZ	república dominic	7.39	7.39	7.98			
adriana sofia BERMUDEZ	el salvador	7.68	7.30	7.94			
ariel jessica STEPHENS	st. vincent & the g	7.09	7.46	7.73			
shadwayna annakay GUMBS	saint maarten	x	7.58	x			
kaelynna candice MODESTE	grenada	7.36	6.76	7.51			
danelia deondra CLARKE	jamaica	6.98	6.51	7.14			
dashanelle derrica CLARKE	jamaica	6.85	6.34	x			
gyanelle irene UN	curacao	6.75	6.15	5.96			
nahomi LAUGART	cuba	6.21	x	x			
abril POHEHAUS	nicaragua	5.01	x	5.37			
suri arleth AGUILERA	honduras	5.30	5.13	x			
andrea jimena CASTILLO	nicaragua	x	x	4.50			

# 5th NACAC U13 & U15 Championship

Managua, Nicaragua - Olympic Stadium IND - Saturday 5th and Sunday 6th July 2025



## RESULTADOS FINALES

### Puntuación

## Heptatlón - Impulsión de Bala 3 kg (3)

U15, Femenino

Pos	Nombre del Atleta	Dorsal	Nacimiento	Edad	Equipo	Marca	
1	Siearra Geianne BURROWES	220	12/12/2011	14	Barbados	<b>10.25 m</b>	534 pts
2	Rejada Ariel HINDS	219	28/2/2012	13	Barbados	<b>9.18 m</b>	482 pts
3	T'Keiya Marie SMITH	227	13/7/2011	14	British Virgin Islands	<b>8.60 m</b>	453 pts
4	Mariann Angel WHITE	207	6/10/2011	14	Antigua & Barbuda	<b>8.42 m</b>	443 pts
5	Symiah Corday STRACHAN	216	28/3/2011	14	Bahamas	<b>8.38 m</b>	441 pts
6	Sarah Cassandra MADURO	211	27/1/2011	14	Aruba	<b>7.97 m</b>	419 pts
7	Cynne Jaelyn LIBURD	203	22/9/2011	14	Anguilla	<b>7.62 m</b>	400 pts
8	Jazae Sarai JOHNSON	215	10/1/2011	14	Bahamas	<b>7.46 m</b>	392 pts
9	Saniya Keyna RICHARDS	204	26/9/2012	13	Anguilla	<b>7.02 m</b>	367 pts
10	Leann Stella JOSEPH	208	3/5/2011	14	Antigua & Barbuda	<b>6.62 m</b>	343 pts
11	Tiffany Aaliyah HERBERT	228	1/9/2011	14	British Virgin Islands	<b>6.50 m</b>	336 pts
12	Zaylee Sadelle LAWRENCE	224	14/8/2011	14	Bermuda	<b>6.42 m</b>	332 pts
13	Quionny Sheriene NAAR	212	10/12/2011	14	Aruba	<b>6.28 m</b>	323 pts
14	Tais CONOLLY	232	24/2/2012	13	Cayman Islands	<b>5.85 m</b>	296 pts
15	Carianne LAVINE	231	10/6/2011	14	Cayman Islands	<b>5.49 m</b>	274 pts
16	Zaria Shantia CODRINGTON	223	13/9/2011	14	Bermuda	<b>5.27 m</b>	259 pts

### Detalle

		1	2	3	4	5	6
siearra geianne BURROWES	barbados	7.64	10.25	9.82			
rejada ariel HINDS	barbados	8.10	8.57	9.18			
t'keiya marie SMITH	british virgin islan	8.08	8.41	8.60			
mariann angel WHITE	antigua & barbudi	7.77	8.42	8.20			
symiah corday STRACHAN	bahamas	8.01	7.72	8.38			
sarah cassandra MADURO	aruba	7.15	7.97	x			
cynne jaelyn LIBURD	anguilla	7.16	6.85	7.62			
jazae sarai JOHNSON	bahamas	x	6.16	7.46			
saniya keyna RICHARDS	anguilla	6.70	6.65	7.02			
leann stella JOSEPH	antigua & barbudi	x	6.62	6.46			
tiffany aaliyah HERBERT	british virgin islan	6.50	6.08	5.70			
zaylee sadelle LAWRENCE	bermuda	5.92	5.25	6.42			
quionny sheriene NAAR	aruba	6.28	5.73	6.15			
tais CONOLLY	cayman islands	4.01	5.51	5.85			
carianne LAVINE	cayman islands	5.05	4.98	5.49			
zaria shantia CODRINGTON	bermuda	x	x	5.27			

# 5th NACAC U13 & U15 Championship

Managua, Nicaragua - Olympic Stadium IND - Saturday 5th and Sunday 6th July 2025



## RESULTADOS FINALES

### Puntuación

## Heptatlón - 60 mts Vallas 0.76 (4)

U15, Femenino

Pos	Nombre del Atleta	Dorsal	Nacimiento	Edad	Equipo	Carril	Marca		
<b>HEAT # 1</b>									
1	Rejada Ariel HINDS	219	28/2/2012	13	Barbados	3	<b>08.99</b>	767 pts	1.7
2	Dashanelle Derrica CLARKE	249	24/8/2011	14	Jamaica	1	<b>09.00</b>	765 pts	1.7
3	Danelia Deondra CLARKE	248	30/4/2011	14	Jamaica	7	<b>09.09</b>	750 pts	1.7
4	Jazae Sarai JOHNSON	215	10/1/2011	14	Bahamas	4	<b>09.40</b>	699 pts	1.7
5	Joleen Kiyomi TOMLIN	258	20/7/2011	14	Saint Maarten	6	<b>09.66</b>	658 pts	1.7
6	Siearra Geianne BURROWES	220	12/12/2011	14	Barbados	8	<b>10.34</b>	563 pts	1.7
7	Rosmery JIMENEZ Aybar	256	21/3/2011	14	República Dominicana	5	<b>10.39</b>	556 pts	1.7
8	Symiah Corday STRACHAN	216	28/3/2011	14	Bahamas	2	<b>10.77</b>	509 pts	1.7
<b>HEAT # 2</b>									
1	Nahomi LAUGART Salvador	234	22/10/2011	14	Cuba	4	<b>09.42</b>	696 pts	-0.4
2	Adriana Sofia BERMUDEZ Suazo	239	7/2/2011	14	El Salvador	5	<b>09.60</b>	668 pts	-0.4
3	Mariann Angel WHITE	207	6/10/2011	14	Antigua & Barbuda	1	<b>10.23</b>	577 pts	-0.4
4	Leann Stella JOSEPH	208	3/5/2011	14	Antigua & Barbuda	6	<b>10.34</b>	563 pts	-0.4
5	Niaviv Wina MATRONA	237	2/2/2011	14	Curacao	3	<b>10.39</b>	556 pts	-0.4
6	Sidney Remy DOUGLAS	242	5/3/2011	14	Grenada	2	<b>10.68</b>	520 pts	-0.4
7	Kaelynna Candice MODESTE	243	26/5/2012	13	Grenada	7	<b>10.96</b>	486 pts	-0.4
8	Sarah Cassandra MADURO	211	27/1/2011	14	Aruba	8	<b>12.70</b>	310 pts	-0.4
<b>HEAT # 3</b>									
1	Gyanelle Irene UN	238	22/3/2011	14	Curacao	6	<b>10.02</b>	606 pts	0.7
2	Crisleidys RODRIGUEZ De Leon	257	26/6/2011	14	República Dominicana	3	<b>10.23</b>	577 pts	0.7
3	Tiffany Aaliyah HERBERT	228	1/9/2011	14	British Virgin Islands	2	<b>10.46</b>	547 pts	0.7
4	Ariel Jessica STEPHENS	265	28/11/2011	14	St. Vincent & The Grenadines	8	<b>10.64</b>	524 pts	0.7
5	Zaria Shantia CODRINGTON	223	13/9/2011	14	Bermuda	1	<b>11.01</b>	480 pts	0.7
6	T' Keiya Marie SMITH	227	13/7/2011	14	British Virgin Islands	4	<b>11.57</b>	418 pts	0.7
7	Saniya Keyna RICHARDS	204	26/9/2012	13	Anguilla	5	<b>13.60</b>	237 pts	0.7
8	Cynne Jaelyn LIBURD	203	22/9/2011	14	Anguilla	7	<b>15.11</b>	134 pts	0.7
<b>HEAT # 4</b>									
1	Andrea Jimena CASTILLO Lacayo	252	4/4/2011	14	Nicaragua	5	<b>10.04</b>	603 pts	-0.2
2	Shadwayna Annakay GUMBS	259	18/12/2011	14	Saint Maarten	1	<b>10.19</b>	583 pts	-0.2
3	Carianne LAVINE	231	10/6/2011	14	Cayman Islands	8	<b>11.77</b>	398 pts	-0.2
4	Suri Arleth AGUILERA Canales	245	7/8/2012	13	Honduras	6	<b>12.01</b>	374 pts	-0.2
5	Tais CONOLLY	232	24/2/2012	13	Cayman Islands	4	<b>12.79</b>	303 pts	-0.2
6	Abril POHEHAUS	253	1/1/2011	14	Nicaragua	3	<b>12.82</b>	300 pts	-0.2
7	Quionny Sheriene NAAR	212	10/12/2011	14	Aruba	7	<b>13.19</b>	269 pts	-0.2
8	Zaylee Sadelle LAWRENCE	224	14/8/2011	14	Bermuda	2	<b>13.52</b>	243 pts	-0.2

# 5th NACAC U13 & U15 Championship

Managua, Nicaragua - Olympic Stadium IND - Saturday 5th and Sunday 6th July 2025



## RESULTADOS FINALES

### Resultados Generales

Pos	Nombre del Atleta	Equipo	Heat	Marca		Viento
1	Rejada Ariel HINDS	<b>Barbados</b>	1	<b>08.99</b>	767 pts	1.7
2	Dashanelle Derrica CLARKE	<b>Jamaica</b>	1	<b>09.00</b>	765 pts	1.7
3	Danelia Deondra CLARKE	<b>Jamaica</b>	1	<b>09.09</b>	750 pts	1.7
4	Jazae Sarai JOHNSON	<b>Bahamas</b>	1	<b>09.40</b>	699 pts	1.7
5	Nahomi LAUGART Salvador	<b>Cuba</b>	2	<b>09.42</b>	696 pts	-0.4
6	Adriana Sofia BERMUDEZ Suazo	<b>El Salvador</b>	2	<b>09.60</b>	668 pts	-0.4
7	Joleen Kiyomi TOMLIN	<b>Saint Maarten</b>	1	<b>09.66</b>	658 pts	1.7
8	Gyanelle Irene UN	<b>Curacao</b>	3	<b>10.02</b>	606 pts	0.7
9	Andrea Jimena CASTILLO Lacayo	<b>Nicaragua</b>	4	<b>10.04</b>	603 pts	-0.2
10	Shadwayna Annakay GUMBS	<b>Saint Maarten</b>	4	<b>10.19</b>	583 pts	-0.2
11	Mariann Angel WHITE	<b>Antigua &amp; Barbuda</b>	2	<b>10.23</b>	577 pts	-0.4
11	Crisleidy RODRIGUEZ De Leon	<b>República Dominicana</b>	3	<b>10.23</b>	577 pts	0.7
13	Searra Geianne BURROWES	<b>Barbados</b>	1	<b>10.34</b>	563 pts	1.7
13	Leann Stella JOSEPH	<b>Antigua &amp; Barbuda</b>	2	<b>10.34</b>	563 pts	-0.4
15	Niaviv Wina MATRONA	<b>Curacao</b>	2	<b>10.39</b>	556 pts	-0.4
15	Rosmery JIMENEZ Aybar	<b>República Dominicana</b>	1	<b>10.39</b>	556 pts	1.7
17	Tiffany Aaliyah HERBERT	<b>British Virgin Islands</b>	3	<b>10.46</b>	547 pts	0.7
18	Ariel Jessica STEPHENS	<b>St. Vincent &amp; The Grenadines</b>	3	<b>10.64</b>	524 pts	0.7
19	Sidney Remy DOUGLAS	<b>Grenada</b>	2	<b>10.68</b>	520 pts	-0.4
20	Symiah Corday STRACHAN	<b>Bahamas</b>	1	<b>10.77</b>	509 pts	1.7
21	Kaelynna Candice MODESTE	<b>Grenada</b>	2	<b>10.96</b>	486 pts	-0.4
22	Zaria Shantia CODRINGTON	<b>Bermuda</b>	3	<b>11.01</b>	480 pts	0.7
23	T´Keiya Marie SMITH	<b>British Virgin Islands</b>	3	<b>11.57</b>	418 pts	0.7
24	Carianne LAVINE	<b>Cayman Islands</b>	4	<b>11.77</b>	398 pts	-0.2
25	Suri Arleth AGUILERA Canales	<b>Honduras</b>	4	<b>12.01</b>	374 pts	-0.2
26	Sarah Cassandra MADURO	<b>Aruba</b>	2	<b>12.70</b>	310 pts	-0.4
27	Tais CONOLLY	<b>Cayman Islands</b>	4	<b>12.79</b>	303 pts	-0.2
28	Abril POHEHAUS	<b>Nicaragua</b>	4	<b>12.82</b>	300 pts	-0.2
29	Quionny Sheriene NAAR	<b>Aruba</b>	4	<b>13.19</b>	269 pts	-0.2
30	Zaylee Sadelle LAWRENCE	<b>Bermuda</b>	4	<b>13.52</b>	243 pts	-0.2
31	Saniya Keyna RICHARDS	<b>Anguilla</b>	3	<b>13.60</b>	237 pts	0.7
32	Cynne Jaelyn LIBURD	<b>Anguilla</b>	3	<b>15.11</b>	134 pts	0.7

# 5th NACAC U13 & U15 Championship

Managua, Nicaragua - Olympic Stadium IND - Saturday 5th and Sunday 6th July 2025



## RESULTADOS FINALES

### Puntuación

## Heptatlón - Salto Alto (5)

U15, Femenino

Pos	Nombre del Atleta	Dorsal	Nacimiento	Edad	Equipo	Marca	
1	Jazae Sarai JOHNSON	215	10/1/2011	14	Bahamas	1.62 m	718 pts
2	Rejada Ariel HINDS	219	28/2/2012	13	Barbados	1.45 m	582 pts
3	Carianne LAVINE	231	10/6/2011	14	Cayman Islands	1.45 m	582 pts
4	T' Keiya Marie SMITH	227	13/7/2011	14	British Virgin Islands	1.45 m	582 pts
5	Symiah Corday STRACHAN	216	28/3/2011	14	Bahamas	1.40 m	541 pts
6	Saniya Keyna RICHARDS	204	26/9/2012	13	Anguilla	1.40 m	541 pts
7	Mariann Angel WHITE	207	6/10/2011	14	Antigua & Barbuda	1.40 m	541 pts
8	Cynne Jaelyn LIBURD	203	22/9/2011	14	Anguilla	1.30 m	462 pts
9	Leann Stella JOSEPH	208	3/5/2011	14	Antigua & Barbuda	1.30 m	462 pts
10	Tiffany Aaliyah HERBERT	228	1/9/2011	14	British Virgin Islands	1.25 m	426 pts
11	Siearra Geianne BURROWES	220	12/12/2011	14	Barbados	1.25 m	426 pts
12	Sarah Cassandra MADURO	211	27/1/2011	14	Aruba	1.25 m	426 pts
12	Zaria Shantia CODRINGTON	223	13/9/2011	14	Bermuda	1.25 m	426 pts
14	Quionny Sheriene NAAR	212	10/12/2011	14	Aruba	1.20 m	389 pts
15	Zaylee Sadelle LAWRENCE	224	14/8/2011	14	Bermuda	1.15 m	352 pts
	Tais CONOLLY	232	24/2/2012	13	Cayman Islands	NM	0 pts

### Detalle

1.15 1.20 1.25 1.30 1.35 1.40 1.45 1.50 1.53 1.56 1.59 1.62 1.65

Atleta	Equipo	1.15	1.20	1.25	1.30	1.35	1.40	1.45	1.50	1.53	1.56	1.59	1.62	1.65
jazae sarai JOHNSON	bahamas	-	-	-	-	-	-	o	xo	-	xo	o	xo	xxx
rejada ariel HINDS	barbados	o	o	o	o	o	o	o	xxx					
carianne LAVINE	cayman island	o	o	o	o	o	o	xo	xxx					
t' keiya marie SMITH	british virgin is	-	o	o	o	o	o	xxo	xxx					
symiah corday STRACHAN	bahamas	-	-	o	o	xo	o	xxx						
saniya keyna RICHARDS	anguilla	o	o	o	o	xo	xo	xxx						
mariann angel WHITE	antigua & barb	xo	o	o	xo	xo	xo	xxx						
cynne jaelyn LIBURD	anguilla	o	o	o	o	xxx								
leann stella JOSEPH	antigua & barb	o	o	xo	xo	xxx								
tiffany aaliyah HERBERT	british virgin is	o	o	o	xxx									
siearra geianne BURROWES	barbados	xo	o	o	xxx									
sarah cassandra MADURO	aruba	o	o	xo	xxf									
zaria shantia CODRINGTON	bermuda	o	o	xo	xxx									
quionny sheriene NAAR	aruba	o	o	xxx										
zaylee sadelle LAWRENCE	bermuda	xo	xxx											
tais conolly	cayman island	xxx												

# 5th NACAC U13 & U15 Championship

Managua, Nicaragua - Olympic Stadium IND - Saturday 5th and Sunday 6th July 2025



## RESULTADOS FINALES

### Puntuación

## Heptatlón - Salto Alto (5)

U15, Femenino

Pos	Nombre del Atleta	Dorsal	Nacimiento	Edad	Equipo	Marca	
1	Nahomi LAUGART Salvador	234	22/10/2011	14	Cuba	<b>1.53 m</b>	647 pts
2	Dashanelle Derrica CLARKE	249	24/8/2011	14	Jamaica	<b>1.50 m</b>	623 pts
3	Rosmery JIMENEZ Aybar	256	21/3/2011	14	República Dominicana	<b>1.50 m</b>	623 pts
4	Ariel Jessica STEPHENS	265	28/11/2011	14	St. Vincent & The Grenadines	<b>1.45 m</b>	582 pts
5	Kaelynna Candice MODESTE	243	26/5/2012	13	Grenada	<b>1.45 m</b>	582 pts
6	Joleen Kiyomi TOMLIN	258	20/7/2011	14	Saint Maarten	<b>1.40 m</b>	541 pts
7	Niaviv Wina MATRONA	237	2/2/2011	14	Curacao	<b>1.40 m</b>	541 pts
7	Crisleidys RODRIGUEZ De Leon	257	26/6/2011	14	República Dominicana	<b>1.40 m</b>	541 pts
9	Adriana Sofía BERMUDEZ Suazo	239	7/2/2011	14	El Salvador	<b>1.40 m</b>	541 pts
10	Sidney Remy DOUGLAS	242	5/3/2011	14	Grenada	<b>1.35 m</b>	499 pts
11	Danelia Deondra CLARKE	248	30/4/2011	14	Jamaica	<b>1.35 m</b>	499 pts
11	Suri Arleth AGUILERA Canales	245	7/8/2012	13	Honduras	<b>1.35 m</b>	499 pts
13	Andrea Jimena CASTILLO Lacayo	252	4/4/2011	14	Nicaragua	<b>1.30 m</b>	462 pts
14	Gyanelle Irene UN	238	22/3/2011	14	Curacao	<b>1.30 m</b>	462 pts
15	Abril POHEHAUS	253	1/1/2011	14	Nicaragua	<b>1.25 m</b>	426 pts
16	Shadwayna Annakay GUMBS	259	18/12/2011	14	Saint Maarten	<b>1.20 m</b>	389 pts

### Detalle

1.15 1.20 1.25 1.30 1.35 1.40 1.45 1.50 1.53 1.56

Atleta	Equipo	1.15	1.20	1.25	1.30	1.35	1.40	1.45	1.50	1.53	1.56
nahomi LAUGART	cuba	-	o	o	o	o	o	o	xo	o	xxx
dashanelle derrica CLARKE	jamaica	o	o	o	o	o	xxo	o	o	xxx	
rosmery JIMENEZ	república dom	-	-	-	xo	o	o	o	xo	xxx	
ariel jessica STEPHENS	st. vincent & t	o	o	o	o	o	o	o	xxx		
kaelynna candice MODESTE	grenada	o	o	o	o	o	xo	o	xxx		
joleen kiyomi TOMLIN	saint maarten	o	o	o	o	o	o	xxx			
niaviv wina MATRONA	curacao	o	o	o	o	o	xo	xxx			
crisleidys RODRIGUEZ	república dom	-	-	o	o	o	xo	xxx			
adriana sofía BERMUDEZ	el salvador	-	o	-	o	o	xxo	xxx			
sidney remy DOUGLAS	grenada	o	o	o	o	o	xxx				
danelia deondra CLARKE	jamaica	o	o	o	o	xxo	xxx				
suri arleth AGUILERA	honduras	o	o	o	o	xxo	xxx				
andrea jimena CASTILLO	nicaragua	o	o	o	o	xxx					
gyanelle irene UN	curacao	o	o	xo	xxo	xxx					
abril POHEHAUS	nicaragua	o	o	o	xxx						
shadwayna annakay GUMBS	saint maarten	o	o	xxx							

# 5th NACAC U13 & U15 Championship

Managua, Nicaragua - Olympic Stadium IND - Saturday 5th and Sunday 6th July 2025



## RESULTADOS FINALES

### Puntuación

## Heptatlón - Lanzamiento de Bola (6)

U15, Femenino

Pos	Nombre del Atleta	Dorsal	Nacimiento	Edad	Equipo	Marca	
1	Rejada Ariel HINDS	219	28/2/2012	13	Barbados	<b>42.62 m</b>	475 pts
2	Symiah Corday STRACHAN	216	28/3/2011	14	Bahamas	<b>42.34 m</b>	471 pts
3	Cynne Jaelyn LIBURD	203	22/9/2011	14	Anguilla	<b>41.10 m</b>	461 pts
4	Siearra Geianne BURROWES	220	12/12/2011	14	Barbados	<b>41.00 m</b>	461 pts
5	Jazae Sarai JOHNSON	215	10/1/2011	14	Bahamas	<b>34.70 m</b>	394 pts
6	Mariann Angel WHITE	207	6/10/2011	14	Antigua & Barbuda	<b>33.68 m</b>	383 pts
7	T´Keiya Marie SMITH	227	13/7/2011	14	British Virgin Islands	<b>33.47 m</b>	376 pts
8	Zaria Shantia CODRINGTON	223	13/9/2011	14	Bermuda	<b>27.20 m</b>	309 pts
9	Leann Stella JOSEPH	208	3/5/2011	14	Antigua & Barbuda	<b>26.72 m</b>	303 pts
10	Saniya Keyna RICHARDS	204	26/9/2012	13	Anguilla	<b>26.50 m</b>	303 pts
11	Quionny Sheriene NAAR	212	10/12/2011	14	Aruba	<b>25.90 m</b>	290 pts
12	Tiffany Aaliyah HERBERT	228	1/9/2011	14	British Virgin Islands	<b>24.52 m</b>	276 pts
13	Sarah Cassandra MADURO	211	27/1/2011	14	Aruba	<b>24.01 m</b>	271 pts
14	Tais CONOLLY	232	24/2/2012	13	Cayman Islands	<b>23.45 m</b>	258 pts
15	Zaylee Sadelle LAWRENCE	224	14/8/2011	14	Bermuda	<b>20.99 m</b>	224 pts
16	Carianne LAVINE	231	10/6/2011	14	Cayman Islands	<b>13.80 m</b>	117 pts

### Detalle

		1	2	3	4	5	6
rejada ariel HINDS	barbados	<b>42.62</b>	<b>37.14</b>	<b>41.90</b>			
symiah corday STRACHAN	bahamas	<b>39.20</b>	<b>42.10</b>	<b>42.34</b>			
cynne jaelyn LIBURD	anguilla	<b>36.10</b>	<b>29.98</b>	<b>41.10</b>			
siearra geianne BURROWES	barbados	<b>32.55</b>	<b>31.01</b>	<b>41.00</b>			
jazae sarai JOHNSON	bahamas	<b>34.05</b>	<b>34.70</b>	<b>32.58</b>			
mariann angel WHITE	antigua & barbuda	<b>33.68</b>	<b>28.96</b>	<b>31.06</b>			
t´keiya marie SMITH	british virgin islands	<b>33.05</b>	<b>33.10</b>	<b>33.47</b>			
zaria shantia CODRINGTON	bermuda	<b>27.20</b>	<b>24.87</b>	<b>24.93</b>			
leann stella JOSEPH	antigua & barbuda	<b>25.70</b>	<b>25.80</b>	<b>26.72</b>			
saniya keyna RICHARDS	anguilla	<b>24.30</b>	<b>25.30</b>	<b>26.50</b>			
quionny sheriene NAAR	aruba	<b>25.90</b>	<b>22.75</b>	<b>25.80</b>			
tiffany aaliyah HERBERT	british virgin islands	<b>24.52</b>	<b>23.60</b>	<b>21.56</b>			
sarah cassandra MADURO	aruba	<b>24.01</b>	<b>22.50</b>	<b>23.82</b>			
tais CONOLLY	cayman islands	<b>23.00</b>	<b>23.45</b>	<b>22.75</b>			
zaylee sadelle LAWRENCE	bermuda	<b>19.45</b>	<b>20.99</b>	<b>20.94</b>			
carianne LAVINE	cayman islands	<b>x</b>	<b>11.00</b>	<b>13.80</b>			

# 5th NACAC U13 & U15 Championship

Managua, Nicaragua - Olympic Stadium IND - Saturday 5th and Sunday 6th July 2025



## RESULTADOS FINALES

### Puntuación

## Heptatlón - Lanzamiento de Bola (6)

U15, Femenino

Pos	Nombre del Atleta	Dorsal	Nacimiento	Edad	Equipo	Marca	
1	Rosmery JIMENEZ Aybar	256	21/3/2011	14	República Dominicana	<b>66.30 m</b>	678 pts
2	Niaviv Wina MATRONA	237	2/2/2011	14	Curacao	<b>61.37 m</b>	638 pts
3	Joleen Kiyomi TOMLIN	258	20/7/2011	14	Saint Maarten	<b>54.90 m</b>	584 pts
4	Nahomi LAUGART Salvador	234	22/10/2011	14	Cuba	<b>50.51 m</b>	549 pts
5	Adriana Sofia BERMUDEZ Suazo	239	7/2/2011	14	El Salvador	<b>44.88 m</b>	495 pts
6	Kaelynna Candice MODESTE	243	26/5/2012	13	Grenada	<b>42.55 m</b>	475 pts
7	Sidney Remy DOUGLAS	242	5/3/2011	14	Grenada	<b>40.86 m</b>	456 pts
8	Crisleidys RODRIGUEZ De Leon	257	26/6/2011	14	República Dominicana	<b>40.69 m</b>	456 pts
9	Shadwayna Annakay GUMBS	259	18/12/2011	14	Saint Maarten	<b>40.47 m</b>	451 pts
10	Ariel Jessica STEPHENS	265	28/11/2011	14	St. Vincent & The Grenadines	<b>35.73 m</b>	405 pts
11	Dashanelle Derrica CLARKE	249	24/8/2011	14	Jamaica	<b>35.42 m</b>	399 pts
12	Gyanelle Irene UN	238	22/3/2011	14	Curacao	<b>35.06 m</b>	399 pts
13	Suri Arleth AGUILERA Canales	245	7/8/2012	13	Honduras	<b>34.70 m</b>	394 pts
14	Danelia Deondra CLARKE	248	30/4/2011	14	Jamaica	<b>34.41 m</b>	389 pts
15	Andrea Jimena CASTILLO Lacayo	252	4/4/2011	14	Nicaragua	<b>32.18 m</b>	367 pts
16	Abril POHEHAUS	253	1/1/2011	14	Nicaragua	<b>26.88 m</b>	303 pts

### Detalle

		1	2	3	4	5	6
rosmary JIMENEZ	república dominic	<b>66.30</b>	<b>62.68</b>	<b>55.50</b>			
niaviv wina MATRONA	curacao	<b>46.38</b>	<b>56.21</b>	<b>61.37</b>			
joleen kiyomi TOMLIN	saint maarten	<b>49.81</b>	<b>54.90</b>	<b>52.50</b>			
nahomi LAUGART	cuba	<b>49.61</b>	<b>46.10</b>	<b>50.51</b>			
adriana sofia BERMUDEZ	el salvador	x	x	<b>44.88</b>			
kaelynna candice MODESTE	grenada	<b>38.44</b>	<b>31.17</b>	<b>42.55</b>			
sidney remy DOUGLAS	grenada	<b>40.86</b>	<b>39.08</b>	<b>39.87</b>			
crisleidys RODRIGUEZ	república dominic	<b>40.69</b>	<b>37.28</b>	<b>40.26</b>			
shadwayna annakay GUMBS	saint maarten	<b>40.47</b>	<b>39.45</b>	<b>39.14</b>			
ariel jessica STEPHENS	st. vincent & the g	x	<b>35.73</b>	<b>34.24</b>			
dashanelle derrica CLARKE	jamaica	<b>30.12</b>	<b>35.42</b>	x			
gyanelle irene UN	curacao	<b>31.37</b>	<b>34.17</b>	<b>35.06</b>			
suri arleth AGUILERA	honduras	x	<b>34.70</b>	<b>30.32</b>			
danelia deondra CLARKE	jamaica	<b>28.14</b>	<b>34.41</b>	<b>25.63</b>			
andrea jimena CASTILLO	nicaragua	<b>25.95</b>	x	<b>32.18</b>			
abril POHEHAUS	nicaragua	<b>20.40</b>	<b>26.88</b>	x			

# 5th NACAC U13 & U15 Championship

Managua, Nicaragua - Olympic Stadium IND - Saturday 5th and Sunday 6th July 2025



## RESULTADOS FINALES

### Puntuación

## Heptatlón - 1.000 mts Planos (7)

U15, Femenino

Pos	Nombre del Atleta	Dorsal	Nacimiento	Edad	Equipo	Marca	
<b>HEAT # 1</b>							
1	Adriana Sofía BERMUDEZ Suazo	239	7/2/2011	14	El Salvador	<b>03:15.09</b>	580 pts
2	Rosmery JIMENEZ Aybar	256	21/3/2011	14	República Dominicana	<b>03:24.09</b>	518 pts
3	Kaelynna Candice MODESTE	243	26/5/2012	13	Grenada	<b>03:28.86</b>	487 pts
4	Rejada Ariel HINDS	219	28/2/2012	13	Barbados	<b>03:30.10</b>	479 pts
5	Crisleidys RODRIGUEZ De Leon	257	26/6/2011	14	República Dominicana	<b>03:31.08</b>	473 pts
6	Danelia Deondra CLARKE	248	30/4/2011	14	Jamaica	<b>03:40.16</b>	419 pts
7	Jazae Sarai JOHNSON	215	10/1/2011	14	Bahamas	<b>03:42.05</b>	408 pts
8	Symiah Corday STRACHAN	216	28/3/2011	14	Bahamas	<b>03:42.23</b>	407 pts
9	Nahomi LAUGART Salvador	234	22/10/2011	14	Cuba	<b>03:44.52</b>	394 pts
10	Joleen Kiyomi TOMLIN	258	20/7/2011	14	Saint Maarten	<b>03:46.19</b>	385 pts
11	Niaviv Wina MATRONA	237	2/2/2011	14	Curacao	<b>03:50.88</b>	360 pts
12	Gyanelle Irene UN	238	22/3/2011	14	Curacao	<b>03:59.80</b>	316 pts
13	Dashanelle Derrica CLARKE	249	24/8/2011	14	Jamaica	<b>04:09.79</b>	270 pts
14	Sidney Remy DOUGLAS	242	5/3/2011	14	Grenada	<b>04:10.45</b>	266 pts
15	Mariann Angel WHITE	207	6/10/2011	14	Antigua & Barbuda	<b>04:17.22</b>	237 pts
16	Siearra Geianne BURROWES	220	12/12/2011	14	Barbados	<b>04:33.04</b>	175 pts
<b>HEAT # 2</b>							
1	Leann Stella JOSEPH	208	3/5/2011	14	Antigua & Barbuda	<b>03:25.03</b>	511 pts
2	Zaylee Sadelle LAWRENCE	224	14/8/2011	14	Bermuda	<b>03:29.44</b>	483 pts
3	Cynne Jaelyn LIBURD	203	22/9/2011	14	Anguilla	<b>03:35.98</b>	443 pts
4	Suri Arleth AGUILERA Canales	245	7/8/2012	13	Honduras	<b>03:37.37</b>	435 pts
5	Shadwayna Annakay GUMBS	259	18/12/2011	14	Saint Maarten	<b>03:46.09</b>	386 pts
6	Abril POHEHAUS	253	1/1/2011	14	Nicaragua	<b>03:50.18</b>	364 pts
7	Tiffany Aaliyah HERBERT	228	1/9/2011	14	British Virgin Islands	<b>03:51.17</b>	359 pts
8	Carianne LAVINE	231	10/6/2011	14	Cayman Islands	<b>04:00.58</b>	312 pts
9	Zaria Shantia CODRINGTON	223	13/9/2011	14	Bermuda	<b>04:04.47</b>	294 pts
10	Tais CONOLLY	232	24/2/2012	13	Cayman Islands	<b>04:07.44</b>	280 pts
11	Ariel Jessica STEPHENS	265	28/11/2011	14	St. Vincent & The Grenadines	<b>04:09.90</b>	269 pts
12	Quionny Sheriene NAAR	212	10/12/2011	14	Aruba	<b>04:17.33</b>	237 pts
13	T'Keiya Marie SMITH	227	13/7/2011	14	British Virgin Islands	<b>04:17.57</b>	236 pts
14	Andrea Jimena CASTILLO Lacayo	252	4/4/2011	14	Nicaragua	<b>04:36.85</b>	161 pts
	Sarah Cassandra MADURO	211	27/1/2011	14	Aruba	<b>DNS</b>	0 pts
	Saniya Keyna RICHARDS	204	26/9/2012	13	Anguilla	<b>DNS</b>	0 pts

# 5th NACAC U13 & U15 Championship

Managua, Nicaragua - Olympic Stadium IND - Saturday 5th and Sunday 6th July 2025



## RESULTADOS FINALES

### Resultados Generales

Pos	Nombre del Atleta	Equipo	Heat	Marca	
1	Adriana Sofía BERMUDEZ Suazo	<b>El Salvador</b>	1	<b>03:15.09</b>	580 pts
2	Rosmery JIMENEZ Aybar	<b>República Dominicana</b>	1	<b>03:24.09</b>	518 pts
3	Leann Stella JOSEPH	<b>Antigua &amp; Barbuda</b>	2	<b>03:25.03</b>	511 pts
4	Kaelynna Candice MODESTE	<b>Grenada</b>	1	<b>03:28.86</b>	487 pts
5	Zaylee Sadelle LAWRENCE	<b>Bermuda</b>	2	<b>03:29.44</b>	483 pts
6	Rejada Ariel HINDS	<b>Barbados</b>	1	<b>03:30.10</b>	479 pts
7	Crisleidys RODRIGUEZ De Leon	<b>República Dominicana</b>	1	<b>03:31.08</b>	473 pts
8	Cynne Jaelyn LIBURD	<b>Anguilla</b>	2	<b>03:35.98</b>	443 pts
9	Suri Arleth AGUILERA Canales	<b>Honduras</b>	2	<b>03:37.37</b>	435 pts
10	Danelia Deondra CLARKE	<b>Jamaica</b>	1	<b>03:40.16</b>	419 pts
11	Jazae Sarai JOHNSON	<b>Bahamas</b>	1	<b>03:42.05</b>	408 pts
12	Symiah Corday STRACHAN	<b>Bahamas</b>	1	<b>03:42.23</b>	407 pts
13	Nahomi LAUGART Salvador	<b>Cuba</b>	1	<b>03:44.52</b>	394 pts
14	Shadwayna Annakay GUMBS	<b>Saint Maarten</b>	2	<b>03:46.09</b>	386 pts
15	Joleen Kiyomi TOMLIN	<b>Saint Maarten</b>	1	<b>03:46.19</b>	385 pts
16	Abril POHEHAUS	<b>Nicaragua</b>	2	<b>03:50.18</b>	364 pts
17	Niaviv Wina MATRONA	<b>Curacao</b>	1	<b>03:50.88</b>	360 pts
18	Tiffany Aaliyah HERBERT	<b>British Virgin Islands</b>	2	<b>03:51.17</b>	359 pts
19	Gyanelle Irene UN	<b>Curacao</b>	1	<b>03:59.80</b>	316 pts
20	Carianne LAVINE	<b>Cayman Islands</b>	2	<b>04:00.58</b>	312 pts
21	Zaria Shantia CODRINGTON	<b>Bermuda</b>	2	<b>04:04.47</b>	294 pts
22	Tais CONOLLY	<b>Cayman Islands</b>	2	<b>04:07.44</b>	280 pts
23	Dashanelle Derrica CLARKE	<b>Jamaica</b>	1	<b>04:09.79</b>	270 pts
24	Ariel Jessica STEPHENS	<b>St. Vincent &amp; The Grenadines</b>	2	<b>04:09.90</b>	269 pts
25	Sidney Remy DOUGLAS	<b>Grenada</b>	1	<b>04:10.45</b>	266 pts
26	Mariann Angel WHITE	<b>Antigua &amp; Barbuda</b>	1	<b>04:17.22</b>	237 pts
27	Quionny Sheriene NAAR	<b>Aruba</b>	2	<b>04:17.33</b>	237 pts
28	T´Keiya Marie SMITH	<b>British Virgin Islands</b>	2	<b>04:17.57</b>	236 pts
29	Siearra Geianne BURROWES	<b>Barbados</b>	1	<b>04:33.04</b>	175 pts
30	Andrea Jimena CASTILLO Lacayo	<b>Nicaragua</b>	2	<b>04:36.85</b>	161 pts
	Sarah Cassandra MADURO	<b>Aruba</b>	2	<b>DNS</b>	0 pts
	Saniya Keyna RICHARDS	<b>Anguilla</b>	2	<b>DNS</b>	0 pts

## 5th NACAC U13 & U15 Championship

Managua, Nicaragua - Olympic Stadium IND - Saturday 5th and Sunday 6th July 2025



### RESULTADOS FINALES

---

# Categoría U15, Masculino

# 5th NACAC U13 & U15 Championship

Managua, Nicaragua - Olympic Stadium IND - Saturday 5th and Sunday 6th July 2025



## RESULTADOS FINALES

### Final Heptatlón U15, Masculino

RNACAC: 5339, Jerrad MASON (Barbados), 2009










Pos	Nombre del Atleta		80m	Largo	Bala	80vallas	Alto	Bola	1200m	Marca
1	Daquan Jamal DAWKINS Jamaica		<b>9.70</b> 861 pts	<b>6.09</b> 826 pts	<b>11.58</b> 596 pts	<b>10.77</b> 876 pts	<b>1.86</b> 898 pts	<b>52.50</b> 567 pts	<b>4:01.21</b> 472 pts	<b>5096 pts</b>
2	Deshawn Ajani OLIVER Grenada		<b>9.50</b> 905 pts	<b>5.85</b> 783 pts	<b>11.43</b> 589 pts	<b>11.88</b> 719 pts	<b>1.75</b> 817 pts	<b>71.36</b> 716 pts	<b>4:01.01</b> 473 pts	<b>5002 pts</b>
2	Justin James SHEPERD Bahamas		<b>9.42</b> 923 pts	<b>5.55</b> 727 pts	<b>13.10</b> 661 pts	<b>11.51</b> 768 pts	<b>1.60</b> 702 pts	<b>65.91</b> 674 pts	<b>3:49.71</b> 547 pts	<b>5002 pts</b>
4	Nahjah Denicio WYATTE Muñoz Saint Maarten		<b>8.71</b> 1049 pts	<b>5.20</b> 660 pts	<b>9.62</b> 504 pts	<b>12.07</b> 695 pts	<b>1.65</b> 741 pts	<b>58.80</b> 618 pts	<b>3:28.29</b> 714 pts	<b>4981 pts</b>
5	Yazdani Saul CONTRERAS Carranza Costa Rica		<b>9.94</b> 812 pts	<b>5.85</b> 783 pts	<b>11.88</b> 609 pts	<b>11.50</b> 769 pts	<b>1.80</b> 854 pts	<b>52.99</b> 567 pts	<b>3:53.19</b> 524 pts	<b>4918 pts</b>
6	Nahjeir Kevado FRANCIS Jamaica		<b>9.49</b> 907 pts	<b>5.83</b> 779 pts	<b>11.95</b> 612 pts	<b>11.86</b> 721 pts	<b>1.75</b> 817 pts	<b>57.90</b> 609 pts	<b>4:22.13</b> 354 pts	<b>4799 pts</b>
7	Caedon Arlington FRAITES British Virgin Islands		<b>9.55</b> 894 pts	<b>5.25</b> 670 pts	<b>11.98</b> 613 pts	<b>12.18</b> 681 pts	<b>1.55</b> 663 pts	<b>58.00</b> 614 pts	<b>3:52.62</b> 527 pts	<b>4662 pts</b>
8	Shakobi Shakur GITTENS Barbados		<b>9.89</b> 822 pts	<b>4.97</b> 615 pts	<b>11.99</b> 614 pts	<b>11.97</b> 707 pts	<b>1.50</b> 623 pts	<b>75.24</b> 745 pts	<b>3:56.17</b> 504 pts	<b>4630 pts</b>
9	Anthony Jamal CADORE Phillip Grenada		<b>9.83</b> 834 pts	<b>5.36</b> 691 pts	<b>9.42</b> 494 pts	<b>11.76</b> 734 pts	<b>1.83</b> 876 pts	<b>52.01</b> 563 pts	<b>4:10.51</b> 416 pts	<b>4608 pts</b>
10	Geron HENRY Antigua & Barbuda		<b>9.29</b> 952 pts	<b>5.38</b> 695 pts	<b>10.21</b> 533 pts	<b>12.99</b> 588 pts	<b>1.50</b> 623 pts	<b>58.28</b> 614 pts	<b>3:46.42</b> 570 pts	<b>4575 pts</b>
11	Chance DEGANNES Antigua & Barbuda		<b>9.83</b> 834 pts	<b>5.55</b> 727 pts	<b>12.29</b> 627 pts	<b>12.40</b> 655 pts	<b>1.45</b> 582 pts	<b>74.50</b> 742 pts	<b>4:16.80</b> 382 pts	<b>4549 pts</b>
11	Chanz MARTIN Bermuda		<b>8.46</b> 1049 pts	<b>5.24</b> 668 pts	<b>9.84</b> 515 pts	<b>12.78</b> 611 pts	<b>1.60</b> 702 pts	<b>47.30</b> 518 pts	<b>3:58.91</b> 486 pts	<b>4549 pts</b>
13	Bryson Daniel WALTERS British Virgin Islands		<b>9.64</b> 874 pts	<b>5.06</b> 632 pts	<b>12.42</b> 632 pts	<b>12.29</b> 668 pts	<b>1.60</b> 702 pts	<b>72.50</b> 727 pts	<b>4:33.54</b> 298 pts	<b>4533 pts</b>
14	Amiel Kervin ANTONIO Curacao		<b>9.88</b> 824 pts	<b>5.68</b> 751 pts	<b>11.32</b> 584 pts	<b>11.93</b> 712 pts	<b>1.60</b> 702 pts	<b>52.70</b> 567 pts	<b>4:18.96</b> 370 pts	<b>4510 pts</b>
15	Erick Tadeo MORALES Cornejo Nicaragua		<b>9.99</b> 802 pts	<b>5.15</b> 650 pts	<b>9.00</b> 473 pts	<b>12.50</b> 643 pts	<b>1.60</b> 702 pts	<b>72.58</b> 727 pts	<b>3:57.00</b> 499 pts	<b>4496 pts</b>
16	Nessiah Denicio WYATTE Munoz Saint Maarten		<b>9.32</b> 945 pts	<b>4.94</b> 609 pts	<b>11.12</b> 575 pts	<b>13.58</b> 528 pts	<b>1.65</b> 741 pts	<b>58.70</b> 618 pts	<b>4:00.43</b> 476 pts	<b>4492 pts</b>
17	Gwayne Mac-Lennon REINITA Curacao		<b>9.37</b> 934 pts	<b>5.87</b> 786 pts	<b>10.48</b> 545 pts	<b>13.32</b> 554 pts	<b>1.60</b> 702 pts	<b>51.56</b> 558 pts	<b>4:31.67</b> 307 pts	<b>4386 pts</b>
18	Emmile Amare HIGGINS Bahamas		<b>9.41</b> 925 pts	<b>5.75</b> 764 pts	<b>14.05</b> 700 pts	<b>DNF</b> 0 pts	<b>1.71</b> 787 pts	<b>66.49</b> 678 pts	<b>3:52.18</b> 530 pts	<b>4384 pts</b>
19	Abner Fabian MARENCO Chavarría Nicaragua		<b>10.82</b> 649 pts	<b>4.55</b> 529 pts	<b>11.16</b> 577 pts	<b>13.44</b> 542 pts	<b>1.50</b> 623 pts	<b>78.90</b> 770 pts	<b>3:46.40</b> 571 pts	<b>4261 pts</b>
20	Amarni Comarqui WEBSTER Anguilla		<b>9.81</b> 838 pts	<b>4.78</b> 576 pts	<b>13.20</b> 666 pts	<b>14.16</b> 473 pts	<b>1.45</b> 582 pts	<b>55.18</b> 588 pts	<b>3:52.15</b> 530 pts	<b>4253 pts</b>
21	Ismael GAVINO Vasquez República Dominicana		<b>9.40</b> 927 pts	<b>4.62</b> 544 pts	<b>10.13</b> 529 pts	<b>13.50</b> 536 pts	<b>1.40</b> 541 pts	<b>68.25</b> 693 pts	<b>4:00.83</b> 474 pts	<b>4244 pts</b>
22	Ajalah Josiah CUMBERBATCH Barbados		<b>9.89</b> 822 pts	<b>5.20</b> 660 pts	<b>12.92</b> 654 pts	<b>13.91</b> 496 pts	<b>1.35</b> 499 pts	<b>81.80</b> 791 pts	<b>4:42.04</b> 259 pts	<b>4181 pts</b>
23	Fabial Justin HARRIOT Aruba		<b>9.06</b> 1007 pts	<b>4.78</b> 576 pts	<b>9.31</b> 489 pts	<b>15.80</b> 341 pts	<b>1.30</b> 462 pts	<b>75.01</b> 745 pts	<b>3:57.00</b> 499 pts	<b>4119 pts</b>
24	Maikel CUELLO Thelor República Dominicana		<b>10.26</b> 749 pts	<b>4.38</b> 494 pts	<b>12.25</b> 625 pts	<b>13.31</b> 555 pts	<b>1.35</b> 499 pts	<b>87.01</b> 829 pts	<b>4:29.26</b> 318 pts	<b>4069 pts</b>

# 5th NACAC U13 & U15 Championship

Managua, Nicaragua - Olympic Stadium IND - Saturday 5th and Sunday 6th July 2025



## RESULTADOS FINALES

<b>25</b>	Chaz SWAN Edmead <b>Bermuda</b>		<b>10.36</b> 731 pts	<b>5.07</b> 634 pts	<b>8.83</b> 465 pts	<b>14.91</b> 409 pts	<b>1.60</b> 702 pts	<b>53.51</b> 576 pts	<b>4:12.20</b> 407 pts	<b>3924 pts</b>
<b>26</b>	Luka Santhiago SARAVIA Argeñal <b>Honduras</b>		<b>10.59</b> 689 pts	<b>4.99</b> 619 pts	<b>7.22</b> 378 pts	<b>13.83</b> 504 pts	<b>1.50</b> 623 pts	<b>58.75</b> 618 pts	<b>4:02.91</b> 461 pts	<b>3892 pts</b>
<b>27</b>	Makai Ma 'Quan FORBES <b>Turks And Caicos Islands</b>		<b>10.09</b> 782 pts	<b>5.06</b> 632 pts	<b>8.26</b> 435 pts	<b>13.65</b> 521 pts	<b>1.45</b> 582 pts	<b>43.50</b> 485 pts	<b>4:08.43</b> 428 pts	<b>3865 pts</b>
<b>28</b>	Oshawney JOHNSON <b>Cayman Islands</b>		<b>9.04</b> 1011 pts	<b>4.70</b> 560 pts	<b>6.55</b> 339 pts	<b>16.31</b> 305 pts	<b>1.55</b> 663 pts	<b>29.94</b> 338 pts	<b>DNF</b> 0 pts	<b>3216 pts</b>
<b>29</b>	Krishmar SANTOKIE <b>Cayman Islands</b>		<b>9.97</b> 805 pts	<b>4.58</b> 535 pts	<b>NM</b> 0 pts	<b>14.80</b> 418 pts	<b>1.45</b> 582 pts	<b>43.56</b> 485 pts	<b>4:24.84</b> 340 pts	<b>3165 pts</b>
<b>30</b>	Brayan Steven CURIEL <b>Anguilla</b>		<b>11.10</b> 602 pts	<b>3.63</b> 344 pts	<b>8.11</b> 427 pts	<b>15.70</b> 348 pts	<b>1.25</b> 426 pts	<b>48.48</b> 527 pts	<b>4:15.10</b> 391 pts	<b>3065 pts</b>
<b>31</b>	Kendall Roswald TROMP <b>Aruba</b>		<b>11.26</b> 577 pts	<b>3.94</b> 406 pts	<b>9.31</b> 489 pts	<b>17.21</b> 247 pts	<b>1.30</b> 462 pts	<b>48.98</b> 531 pts	<b>DNF</b> 0 pts	<b>2712 pts</b>
	Kingroy Fillran HEPBURN <b>St. Vincent &amp; The Grenadines</b>		<b>10.48</b> 709 pts	<b>DNS</b> 0 pts	<b>DNF</b> 0 pts	<b>DNS</b> 0 pts	<b>DNS</b> 0 pts	<b>66.80</b> 681 pts	<b>DNS</b> 0 pts	<b>DNF</b>
	Oslandys DOMÍNGUEZ Morejón <b>Cuba</b>		<b>12.32</b> 424 pts	<b>NM</b> 0 pts	<b>10.75</b> 558 pts	<b>DNF</b> 0 pts	<b>NM</b> 0 pts	<b>72.80</b> 727 pts	<b>DNS</b> 0 pts	<b>DNF</b>

# 5th NACAC U13 & U15 Championship

Managua, Nicaragua - Olympic Stadium IND - Saturday 5th and Sunday 6th July 2025



## RESULTADOS FINALES

### Puntuación

## Heptatlón - 80 mts Planos (1)

U15, Masculino

Pos	Nombre del Atleta	Dorsal	Nacimiento	Edad	Equipo	Carril	Marca		
<b>HEAT # 1</b>									
1	Chanz MARTIN	294	21/1/2011	14	Bermuda	7	<b>08.46</b>	1049 pts	0.7
2	Nahjah Denicio WYATTE Muñoz	328	2/12/2011	14	Saint Maarten	1	<b>08.71</b>	1049 pts	0.7
3	Oshawney JOHNSON	301	26/3/2012	13	Cayman Islands	4	<b>09.04</b>	1011 pts	0.7
4	Fabial Justin HARRIOT	281	24/10/2011	14	Aruba	5	<b>09.06</b>	1007 pts	0.7
5	Ismael GAVINO Vasquez	325	12/8/2011	14	República Dominicana	6	<b>09.40</b>	927 pts	0.7
6	Ajalah Josiah CUMBERBATCH	290	13/1/2011	14	Barbados	2	<b>09.89</b>	822 pts	0.7
7	Makai Ma 'Quan FORBES	340	13/4/2011	14	Turks And Caicos Islands	3	<b>10.09</b>	782 pts	0.7

<b>HEAT # 2</b>									
1	Chance DEGANNES	278	5/7/2011	14	Antigua & Barbuda	1	<b>09.83</b>	834 pts	1.0
2	Shakobi Shakur GITTENS	289	8/9/2011	14	Barbados	2	<b>09.89</b>	822 pts	1.0
3	Yazdani Saul CONTRERAS Carranza	303	31/1/2011	14	Costa Rica	7	<b>09.94</b>	812 pts	1.0
4	Erick Tadeo MORALES Cornejo	323	31/10/2012	13	Nicaragua	6	<b>09.99</b>	802 pts	1.0
5	Maikel CUELLO Thelor	326	4/1/2011	14	República Dominicana	5	<b>10.26</b>	749 pts	1.0
6	Chaz SWAN Edmead	330	28/1/2011	14	Bermuda	4	<b>10.36</b>	731 pts	1.0
7	Kendall Roswald TROMP	282	8/9/2012	13	Aruba	3	<b>11.26</b>	577 pts	1.0

<b>HEAT # 3</b>									
1	Geron HENRY	277	10/10/2011	14	Antigua & Barbuda	5	<b>09.29</b>	952 pts	1.0
2	Nessiah Denicio WYATTE Munoz	331	2/12/2011	14	Saint Maarten	1	<b>09.32</b>	945 pts	1.0
3	Justin James SHEPERD	286	11/10/2011	14	Bahamas	2	<b>09.42</b>	923 pts	1.0
4	Deshawn Ajani OLIVER	312	15/1/2012	13	Grenada	4	<b>09.50</b>	905 pts	1.0
5	Caedon Arlington FRAITES	298	2/10/2011	14	British Virgin Islands	6	<b>09.55</b>	894 pts	1.0
6	Krishmar SANTOKIE	302	3/6/2012	13	Cayman Islands	3	<b>09.97</b>	805 pts	1.0
7	Brayan Steven CURIEL	273	18/10/2011	14	Anguilla	7	<b>11.10</b>	602 pts	1.0

<b>HEAT # 4</b>									
1	Emmile Amare HIGGINS	285	21/3/2011	14	Bahamas	2	<b>09.41</b>	925 pts	0.6
2	Nahjeir Kevado FRANCIS	319	4/9/2011	14	Jamaica	3	<b>09.49</b>	907 pts	0.6
3	Amarni Comarqui WEBSTER	274	1/11/2011	14	Anguilla	4	<b>09.81</b>	838 pts	0.6
4	Amiel Kervin ANTONIO	309	23/4/2012	13	Curacao	7	<b>09.88</b>	824 pts	0.6
5	Kingroy Fillran HEPBURN	335	14/11/2011	14	St. Vincent & The Grenadines	5	<b>10.48</b>	709 pts	0.6
6	Oslandys DOMÍNGUEZ Morejón	305	11/4/2011	14	Cuba	6	<b>12.32</b>	424 pts	0.6

<b>HEAT # 5</b>									
1	Gwayne Mac-Lennon REINITA	308	29/4/2011	14	Curacao	6	<b>09.37</b>	934 pts	1.1
2	Bryson Daniel WALTERS	297	28/4/2011	14	British Virgin Islands	2	<b>09.64</b>	874 pts	1.1
3	Daquan Jamal DAWKINS	318	25/5/2011	14	Jamaica	8	<b>09.70</b>	861 pts	1.1
4	Anthony Jamal CADORE Phillip	313	27/3/2011	14	Grenada	3	<b>09.83</b>	834 pts	1.1
5	Luka Santhiago SARAVIA Argeñal	315	17/1/2012	13	Honduras	7	<b>10.59</b>	689 pts	1.1
6	Abner Fabian MARENCO Chavarría	322	7/9/2011	14	Nicaragua	4	<b>10.82</b>	649 pts	1.1

# 5th NACAC U13 & U15 Championship

Managua, Nicaragua - Olympic Stadium IND - Saturday 5th and Sunday 6th July 2025



## RESULTADOS FINALES

### Resultados Generales

Pos	Nombre del Atleta	Equipo	Heat	Marca		Viento
1	Chanz MARTIN	Bermuda	1	<b>08.46</b>	1049 pts	0.7
2	Nahjah Denicio WYATTE Muñoz	Saint Maarten	1	<b>08.71</b>	1049 pts	0.7
3	Oshawney JOHNSON	Cayman Islands	1	<b>09.04</b>	1011 pts	0.7
4	Fabial Justin HARRIOT	Aruba	1	<b>09.06</b>	1007 pts	0.7
5	Geron HENRY	Antigua & Barbuda	3	<b>09.29</b>	952 pts	1.0
6	Nessiah Denicio WYATTE Munoz	Saint Maarten	3	<b>09.32</b>	945 pts	1.0
7	Gwayne Mac-Lennon REINITA	Curacao	5	<b>09.37</b>	934 pts	1.1
8	Ismael GAVINO Vasquez	República Dominicana	1	<b>09.40</b>	927 pts	0.7
9	Emmile Amare HIGGINS	Bahamas	4	<b>09.41</b>	925 pts	0.6
10	Justin James SHEPERD	Bahamas	3	<b>09.42</b>	923 pts	1.0
11	Nahjeir Kevado FRANCIS	Jamaica	4	<b>09.49</b>	907 pts	0.6
12	Deshawn Ajani OLIVER	Grenada	3	<b>09.50</b>	905 pts	1.0
13	Caedon Arlington FRAITES	British Virgin Islands	3	<b>09.55</b>	894 pts	1.0
14	Bryson Daniel WALTERS	British Virgin Islands	5	<b>09.64</b>	874 pts	1.1
15	Daquan Jamal DAWKINS	Jamaica	5	<b>09.70</b>	861 pts	1.1
16	Amarni Comarqui WEBSTER	Anguilla	4	<b>09.81</b>	838 pts	0.6
17	Chance DEGANNES	Antigua & Barbuda	2	<b>09.83</b>	834 pts	1.0
17	Anthony Jamal CADORE Phillip	Grenada	5	<b>09.83</b>	834 pts	1.1
19	Amiel Kervin ANTONIO	Curacao	4	<b>09.88</b>	824 pts	0.6
20	Shakobi Shakur GITTENS	Barbados	2	<b>09.89</b>	822 pts	1.0
20	Ajalah Josiah CUMBERBATCH	Barbados	1	<b>09.89</b>	822 pts	0.7
22	Yazdani Saul CONTRERAS Carranza	Costa Rica	2	<b>09.94</b>	812 pts	1.0
23	Krishmar SANTOKIE	Cayman Islands	3	<b>09.97</b>	805 pts	1.0
24	Erick Tadeo MORALES Cornejo	Nicaragua	2	<b>09.99</b>	802 pts	1.0
25	Makai Ma'Quan FORBES	Turks And Caicos Islands	1	<b>10.09</b>	782 pts	0.7
26	MaikeL CUELLO Thelor	República Dominicana	2	<b>10.26</b>	749 pts	1.0
27	Chaz SWAN Edmead	Bermuda	2	<b>10.36</b>	731 pts	1.0
28	Kingroy Fillran HEPBURN	St. Vincent & The Grenadines	4	<b>10.48</b>	709 pts	0.6
29	Luka Santhiago SARAVIDA Argeñal	Honduras	5	<b>10.59</b>	689 pts	1.1
30	Abner Fabian MARENCO Chavarría	Nicaragua	5	<b>10.82</b>	649 pts	1.1
31	Brayan Steven CURIEL	Anguilla	3	<b>11.10</b>	602 pts	1.0
32	Kendall Roswald TROMP	Aruba	2	<b>11.26</b>	577 pts	1.0
33	Oslandys DOMÍNGUEZ Morejón	Cuba	4	<b>12.32</b>	424 pts	0.6

# 5th NACAC U13 & U15 Championship

Managua, Nicaragua - Olympic Stadium IND - Saturday 5th and Sunday 6th July 2025



## RESULTADOS FINALES

### Puntuación

## Heptatlón - Salto Largo (2)

U15, Masculino

Pos	Nombre del Atleta	Dorsal	Nacimiento	Edad	Equipo	Marca		Viento
1	Emmile Amare HIGGINS	285	21/3/2011	14	Bahamas	<b>5.75 m</b>	764 pts	-1.7
2	Justin James SHEPERD	286	11/10/2011	14	Bahamas	<b>5.55 m</b>	727 pts	-2.3
3	Chance DEGANNES	278	5/7/2011	14	Antigua & Barbuda	<b>5.55 m</b>	727 pts	-0.5
4	Geron HENRY	277	10/10/2011	14	Antigua & Barbuda	<b>5.38 m</b>	695 pts	-1.0
5	Caedon Arlington FRAITES	298	2/10/2011	14	British Virgin Islands	<b>5.25 m</b>	670 pts	+0.5
6	Chanz MARTIN	294	21/1/2011	14	Bermuda	<b>5.24 m</b>	668 pts	-0.8
7	Ajalah Josiah CUMBERBATCH	290	13/1/2011	14	Barbados	<b>5.20 m</b>	660 pts	-0.3
8	Chaz SWAN Edmead	330	28/1/2011	14	Bermuda	<b>5.07 m</b>	634 pts	+0.0
9	Bryson Daniel WALTERS	297	28/4/2011	14	British Virgin Islands	<b>5.06 m</b>	632 pts	-0.5
10	Shakobi Shakur GITTENS	289	8/9/2011	14	Barbados	<b>4.97 m</b>	615 pts	-0.6
11	Fabial Justin HARRIOT	281	24/10/2011	14	Aruba	<b>4.78 m</b>	576 pts	-1.5
12	Amarni Comarqui WEBSTER	274	1/11/2011	14	Anguilla	<b>4.78 m</b>	576 pts	-0.6
13	Kendall Roswald TROMP	282	8/9/2012	13	Aruba	<b>3.94 m</b>	406 pts	-1.2
14	Brayan Steven CURIEL	273	18/10/2011	14	Anguilla	<b>3.63 m</b>	344 pts	-0.6

### Detalle

		1	2	3	4	5	6
emmille amare HIGGINS	bahamas	<b>5.75</b>	-1.7	<b>5.65</b>	-0.3	<b>x</b>	
justin james SHEPERD	bahamas	<b>x</b>		<b>5.55</b>	-2.3	<b>5.49</b>	-1.5
chance DEGANNES	antigua & barbuda	<b>5.17</b>	-0.9	<b>5.55</b>	-0.5	<b>5.30</b>	-1.1
geron HENRY	antigua & barbuda	<b>5.19</b>	-1.8	<b>5.38</b>	-1.0	<b>5.22</b>	-1.7
caedon arlington FRAITES	british virgin islands	<b>x</b>		<b>5.25</b>	+0.5	<b>x</b>	
chanz MARTIN	bermuda	<b>4.97</b>	-0.3	<b>4.59</b>	-1.9	<b>5.24</b>	-0.8
ajalah josiah CUMBERBATCH	barbados	<b>x</b>		<b>x</b>		<b>5.20</b>	-0.3
chaz SWAN	bermuda	<b>4.86</b>	-1.3	<b>5.07</b>	+0.0	<b>4.79</b>	-0.1
bryson daniel WALTERS	british virgin islands	<b>5.01</b>	-1.4	<b>5.06</b>	-0.5	<b>4.78</b>	-0.1
shakobi shakur GITTENS	barbados	<b>4.97</b>	-0.6	<b>x</b>		<b>x</b>	
fabial justin HARRIOT	aruba	<b>4.78</b>	-1.5	<b>x</b>		<b>4.77</b>	-0.6
amarni comarqui WEBSTER	anguilla	<b>x</b>		<b>4.78</b>	-0.6	<b>4.70</b>	-0.1
kendall roswald TROMP	aruba	<b>3.84</b>	-0.5	<b>x</b>		<b>3.94</b>	-1.2
brayan steven CURIEL	anguilla	<b>x</b>		<b>3.63</b>	-0.6	<b>x</b>	

# 5th NACAC U13 & U15 Championship

Managua, Nicaragua - Olympic Stadium IND - Saturday 5th and Sunday 6th July 2025



## RESULTADOS FINALES

### Puntuación

## Heptatlón - Salto Largo (2)

U15, Masculino

Pos	Nombre del Atleta	Dorsal	Nacimiento	Edad	Equipo	Marca		Viento
1	Daquan Jamal DAWKINS	318	25/5/2011	14	Jamaica	<b>6.09 m</b>	826 pts	+0.1
2	Gwayne Mac-Lennon REINITA	308	29/4/2011	14	Curacao	<b>5.87 m</b>	786 pts	-0.2
3	Deshawn Ajani OLIVER	312	15/1/2012	13	Grenada	<b>5.85 m</b>	783 pts	+0.0
4	Yazdani Saul CONTRERAS Carranza	303	31/1/2011	14	Costa Rica	<b>5.85 m</b>	783 pts	+0.3
5	Nahjeir Kevado FRANCIS	319	4/9/2011	14	Jamaica	<b>5.83 m</b>	779 pts	-0.7
6	Amiel Kervin ANTONIO	309	23/4/2012	13	Curacao	<b>5.68 m</b>	751 pts	-1.0
7	Anthony Jamal CADORE Phillip	313	27/3/2011	14	Grenada	<b>5.36 m</b>	691 pts	+0.0
8	Nahjah Denicio WYATTE Muñoz	328	2/12/2011	14	Saint Maarten	<b>5.20 m</b>	660 pts	-0.5
9	Erick Tadeo MORALES Cornejo	323	31/10/2012	13	Nicaragua	<b>5.15 m</b>	650 pts	+0.5
10	Makai Ma 'Quan FORBES	340	13/4/2011	14	Turks And Caicos Islands	<b>5.06 m</b>	632 pts	+0.1
11	Luka Santhiago SARAVIDA Argeñal	315	17/1/2012	13	Honduras	<b>4.99 m</b>	619 pts	-0.1
12	Nessiah Denicio WYATTE Munoz	331	2/12/2011	14	Saint Maarten	<b>4.94 m</b>	609 pts	+0.1
13	Oshawney JOHNSON	301	26/3/2012	13	Cayman Islands	<b>4.70 m</b>	560 pts	-0.1
14	Ismael GAVINO Vasquez	325	12/8/2011	14	República Dominicana	<b>4.62 m</b>	544 pts	+0.3
15	Krishmar SANTOKIE	302	3/6/2012	13	Cayman Islands	<b>4.58 m</b>	535 pts	+0.2
16	Abner Fabian MARENCO Chavarría	322	7/9/2011	14	Nicaragua	<b>4.55 m</b>	529 pts	-0.6
17	Maikel CUELLO Thelor	326	4/1/2011	14	República Dominicana	<b>4.38 m</b>	494 pts	-0.2
	Oslandys DOMÍNGUEZ Morejón	305	11/4/2011	14	Cuba	<b>NM</b>	0 pts	

### Detalle

		1	2	3	4	5	6
daquan jamal DAWKINS	jamaica	<b>6.09</b>	+0.1	<b>5.85</b>	-0.4	<b>5.70</b>	-0.4
gwayne mac-lennon REINITA	curacao	<b>4.77</b>	+0.2	<b>5.87</b>	-0.2	<b>5.64</b>	-0.8
deshawn ajani OLIVER	grenada	<b>5.85</b>	+0.0	<b>5.37</b>	-0.3	<b>5.16</b>	-0.6
yazdani saul CONTRERAS	costa rica	<b>5.31</b>	+0.0	<b>5.85</b>	+0.3	x	
nahjeir kevado FRANCIS	jamaica	<b>5.77</b>	+0.1	<b>5.41</b>	0.0	<b>5.83</b>	-0.7
amiel kervin ANTONIO	curacao	<b>5.68</b>	-0.1	x		<b>5.68</b>	-1.0
anthony jamal CADORE	grenada	<b>5.36</b>	+0.0	<b>5.16</b>	-0.3	<b>5.03</b>	-0.6
nahjah denicio WYATTE	saint maarten	<b>4.79</b>	+0.1	<b>5.20</b>	-0.5	<b>4.53</b>	+0.3
erick tadeo MORALES	nicaragua	<b>5.15</b>	+0.5	<b>4.95</b>	-0.5	<b>4.83</b>	-0.5
makai ma 'quan FORBES	turks and caicos is	<b>3.02</b>	0.0	<b>4.06</b>	-0.4	<b>5.06</b>	+0.1
luka santhiago SARAVIDA	honduras	<b>4.91</b>	+0.1	<b>4.99</b>	-0.1	<b>4.79</b>	-0.7
nessiah denicio WYATTE	saint maarten	x		x		<b>4.94</b>	+0.1
oshawney JOHNSON	cayman islands	<b>4.70</b>	-0.1	<b>4.58</b>	+0.1	<b>4.43</b>	-0.3
ismael GAVINO	república dominic	<b>4.62</b>	+0.3	<b>3.83</b>	-0.4	<b>4.37</b>	-0.2
krishmar SANTOKIE	cayman islands	<b>4.58</b>	+0.2	x		<b>4.10</b>	-0.4
abner fabian MARENCO	nicaragua	<b>4.53</b>	+0.1	<b>4.43</b>	-0.1	<b>4.55</b>	-0.6
maikel CUELLO	república dominic	<b>3.85</b>	+0.1	x		<b>4.38</b>	-0.2
oslandys DOMÍNGUEZ	cuba	x		-		-	

# 5th NACAC U13 & U15 Championship

Managua, Nicaragua - Olympic Stadium IND - Saturday 5th and Sunday 6th July 2025



## RESULTADOS FINALES

### Puntuación

## Heptatlón - Impulsión de Bala 3 kg (3)

U15, Masculino

Pos	Nombre del Atleta	Dorsal	Nacimiento	Edad	Equipo	Marca	
1	Emmile Amare HIGGINS	285	21/3/2011	14	Bahamas	<b>14.05 m</b>	700 pts
2	Amarni Comarqui WEBSTER	274	1/11/2011	14	Anguilla	<b>13.20 m</b>	666 pts
3	Justin James SHEPERD	286	11/10/2011	14	Bahamas	<b>13.10 m</b>	661 pts
4	Ajalah Josiah CUMBERBATCH	290	13/1/2011	14	Barbados	<b>12.92 m</b>	654 pts
5	Bryson Daniel WALTERS	297	28/4/2011	14	British Virgin Islands	<b>12.42 m</b>	632 pts
6	Chance DEGANNES	278	5/7/2011	14	Antigua & Barbuda	<b>12.29 m</b>	627 pts
7	Shakobi Shakur GITTENS	289	8/9/2011	14	Barbados	<b>11.99 m</b>	614 pts
8	Caedon Arlington FRAITES	298	2/10/2011	14	British Virgin Islands	<b>11.98 m</b>	613 pts
9	Geron HENRY	277	10/10/2011	14	Antigua & Barbuda	<b>10.21 m</b>	533 pts
10	Chanz MARTIN	294	21/1/2011	14	Bermuda	<b>9.84 m</b>	515 pts
11	Fabial Justin HARRIOT	281	24/10/2011	14	Aruba	<b>9.31 m</b>	489 pts
12	Kendall Roswald TROMP	282	8/9/2012	13	Aruba	<b>9.31 m</b>	489 pts
13	Chaz SWAN Edmead	330	28/1/2011	14	Bermuda	<b>8.83 m</b>	465 pts
14	Brayan Steven CURIEL	273	18/10/2011	14	Anguilla	<b>8.11 m</b>	427 pts

### Detalle

		1	2	3	4	5	6
emmile amare HIGGINS	bahamas	<b>13.20</b>	<b>13.69</b>	<b>14.05</b>			
amarni comarqui WEBSTER	anguilla	<b>11.53</b>	<b>13.20</b>	<b>12.41</b>			
justin james SHEPERD	bahamas	<b>11.89</b>	<b>13.10</b>	<b>12.89</b>			
ajalah josiah CUMBERBATCH	barbados	<b>12.12</b>	<b>12.58</b>	<b>12.92</b>			
bryson daniel WALTERS	british virgin islan	<b>11.53</b>	<b>12.14</b>	<b>12.42</b>			
chance DEGANNES	antigua & barbudi	<b>11.90</b>	<b>12.29</b>	<b>12.03</b>			
shakobi shakur GITTENS	barbados	<b>11.15</b>	<b>11.68</b>	<b>11.99</b>			
caedon arlington FRAITES	british virgin islan	<b>11.23</b>	<b>11.98</b>	<b>11.62</b>			
geron HENRY	antigua & barbudi	<b>9.64</b>	<b>10.21</b>	<b>10.04</b>			
chanz MARTIN	bermuda	<b>8.66</b>	<b>9.48</b>	<b>9.84</b>			
fabial justin HARRIOT	aruba	<b>8.93</b>	<b>8.97</b>	<b>9.31</b>			
kendall roswald TROMP	aruba	<b>9.31</b>	x	<b>7.96</b>			
chaz SWAN	bermuda	<b>8.83</b>	x	x			
brayan steven CURIEL	anguilla	x	<b>7.39</b>	<b>8.11</b>			

# 5th NACAC U13 & U15 Championship

Managua, Nicaragua - Olympic Stadium IND - Saturday 5th and Sunday 6th July 2025



## RESULTADOS FINALES

### Puntuación

## Heptatlón - Impulsión de Bala 3 kg (3)

U15, Masculino

Pos	Nombre del Atleta	Dorsal	Nacimiento	Edad	Equipo	Marca	
1	Maikel CUELLO Thelor	326	4/1/2011	14	República Dominicana	<b>12.25 m</b>	625 pts
2	Nahjeir Kevado FRANCIS	319	4/9/2011	14	Jamaica	<b>11.95 m</b>	612 pts
3	Yazdani Saul CONTRERAS Carranza	303	31/1/2011	14	Costa Rica	<b>11.88 m</b>	609 pts
4	Daquan Jamal DAWKINS	318	25/5/2011	14	Jamaica	<b>11.58 m</b>	596 pts
5	Deshawn Ajani OLIVER	312	15/1/2012	13	Grenada	<b>11.43 m</b>	589 pts
6	Amiel Kervin ANTONIO	309	23/4/2012	13	Curacao	<b>11.32 m</b>	584 pts
7	Abner Fabian MARENCO Chavarría	322	7/9/2011	14	Nicaragua	<b>11.16 m</b>	577 pts
8	Nessiah Denicio WYATTE Munoz	331	2/12/2011	14	Saint Maarten	<b>11.12 m</b>	575 pts
9	Oslandys DOMÍNGUEZ Morejón	305	11/4/2011	14	Cuba	<b>10.75 m</b>	558 pts
10	Gwayne Mac-Lennon REINITA	308	29/4/2011	14	Curacao	<b>10.48 m</b>	545 pts
11	Ismael GAVINO Vasquez	325	12/8/2011	14	República Dominicana	<b>10.13 m</b>	529 pts
12	Nahjah Denicio WYATTE Muñoz	328	2/12/2011	14	Saint Maarten	<b>9.62 m</b>	504 pts
13	Anthony Jamal CADORE Phillip	313	27/3/2011	14	Grenada	<b>9.42 m</b>	494 pts
14	Erick Tadeo MORALES Cornejo	323	31/10/2012	13	Nicaragua	<b>9.00 m</b>	473 pts
15	Makai Ma 'Quan FORBES	340	13/4/2011	14	Turks And Caicos Islands	<b>8.26 m</b>	435 pts
16	Luka Santhiago SARAVIA Argeñal	315	17/1/2012	13	Honduras	<b>7.22 m</b>	378 pts
17	Oshawney JOHNSON	301	26/3/2012	13	Cayman Islands	<b>6.55 m</b>	339 pts
	Kingroy Fillran HEPBURN	335	14/11/2011	14	St. Vincent & The Grenadines	<b>DNF</b>	0 pts
	Krishmar SANTOKIE	302	3/6/2012	13	Cayman Islands	<b>NM</b>	0 pts

### Detalle

		1	2	3	4	5	6
maikel CUELLO	república dominic	<b>11.41</b>	<b>11.87</b>	<b>12.25</b>			
nahjeir kevado FRANCIS	jamaica	<b>11.58</b>	<b>11.95</b>	<b>11.79</b>			
yazdani saul CONTRERAS	costa rica	<b>11.38</b>	<b>10.90</b>	<b>11.88</b>			
daquan jamal DAWKINS	jamaica	<b>9.98</b>	<b>10.00</b>	<b>11.58</b>			
deshawn ajani OLIVER	grenada	<b>10.74</b>	<b>11.17</b>	<b>11.43</b>			
amiel kervin ANTONIO	curacao	<b>11.14</b>	<b>11.32</b>	<b>x</b>			
abner fabian MARENCO	nicaragua	<b>11.16</b>	<b>10.06</b>	<b>x</b>			
nessiah denicio WYATTE	saint maarten	<b>11.12</b>	<b>9.93</b>	<b>10.82</b>			
oslandys DOMÍNGUEZ	cuba	<b>x</b>	<b>10.75</b>	<b>x</b>			
gwayne mac-lennon REINITA	curacao	<b>10.05</b>	<b>10.15</b>	<b>10.48</b>			
ismael GAVINO	república dominic	<b>10.05</b>	<b>10.13</b>	<b>9.85</b>			
nahjah denicio WYATTE	saint maarten	<b>x</b>	<b>x</b>	<b>9.62</b>			
anthony jamal CADORE	grenada	<b>8.67</b>	<b>8.87</b>	<b>9.42</b>			
erick tadeo MORALES	nicaragua	<b>8.84</b>	<b>9.00</b>	<b>8.82</b>			
makai ma 'quan FORBES	turks and caicos is	<b>x</b>	<b>x</b>	<b>8.26</b>			
luka santhiago SARAVIA	honduras	<b>x</b>	<b>x</b>	<b>7.22</b>			
oshawney JOHNSON	cayman islands	<b>5.60</b>	<b>6.55</b>	<b>5.71</b>			
kingroy fillran HEPBURN	st. vincent & the g	<b>9.83</b>	<b>10.83</b>	<b>x</b>			
krishmar SANTOKIE	cayman islands	<b>x</b>	<b>x</b>	<b>x</b>			

# 5th NACAC U13 & U15 Championship

Managua, Nicaragua - Olympic Stadium IND - Saturday 5th and Sunday 6th July 2025



## RESULTADOS FINALES

### Puntuación

## Heptatlón - 80 mts Vallas 0.84 (4)

U15, Masculino

Pos	Nombre del Atleta	Dorsal	Nacimiento	Edad	Equipo	Carril	Marca		
<b>HEAT # 1</b>									
1	Daquan Jamal DAWKINS	318	25/5/2011	14	Jamaica	6	<b>10.77</b>	876 pts	1.5
2	Justin James SHEPERD	286	11/10/2011	14	Bahamas	5	<b>11.51</b>	768 pts	1.5
3	Nahjeir Kevado FRANCIS	319	4/9/2011	14	Jamaica	4	<b>11.86</b>	721 pts	1.5
4	Deshawn Ajani OLIVER	312	15/1/2012	13	Grenada	7	<b>11.88</b>	719 pts	1.5
5	Nahjah Denicio WYATTE Muñoz	328	2/12/2011	14	Saint Maarten	1	<b>12.07</b>	695 pts	1.5
6	Chanz MARTIN	294	21/1/2011	14	Bermuda	2	<b>12.78</b>	611 pts	1.5
7	Gwayne Mac-Lennon REINITA	308	29/4/2011	14	Curacao	8	<b>13.32</b>	554 pts	1.5
	Emmile Amare HIGGINS	285	21/3/2011	14	Bahamas	3	<b>DNF</b>	0 pts	1.5
<b>HEAT # 2</b>									
1	Yazdani Saul CONTRERAS Carranza	303	31/1/2011	14	Costa Rica	4	<b>11.50</b>	769 pts	0.1
2	Amiel Kervin ANTONIO	309	23/4/2012	13	Curacao	7	<b>11.93</b>	712 pts	0.1
3	Caedon Arlington FRAITES	298	2/10/2011	14	British Virgin Islands	6	<b>12.18</b>	681 pts	0.1
4	Bryson Daniel WALTERS	297	28/4/2011	14	British Virgin Islands	8	<b>12.29</b>	668 pts	0.1
5	Chance DEGANNES	278	5/7/2011	14	Antigua & Barbuda	5	<b>12.40</b>	655 pts	0.1
6	Geron HENRY	277	10/10/2011	14	Antigua & Barbuda	3	<b>12.99</b>	588 pts	0.1
7	Ajalah Josiah CUMBERBATCH	290	13/1/2011	14	Barbados	2	<b>13.91</b>	496 pts	0.1
<b>HEAT # 3</b>									
1	Anthony Jamal CADORE Phillip	313	27/3/2011	14	Grenada	7	<b>11.76</b>	734 pts	-0.1
2	Shakobi Shakur GITTENS	289	8/9/2011	14	Barbados	6	<b>11.97</b>	707 pts	-0.1
3	Ismael GAVINO Vasquez	325	12/8/2011	14	República Dominicana	2	<b>13.50</b>	536 pts	-0.1
4	Nessiah Denicio WYATTE Munoz	331	2/12/2011	14	Saint Maarten	4	<b>13.58</b>	528 pts	-0.1
5	Amarni Comarqui WEBSTER	274	1/11/2011	14	Anguilla	5	<b>14.16</b>	473 pts	-0.1
6	Fabial Justin HARRIOT	281	24/10/2011	14	Aruba	3	<b>15.80</b>	341 pts	-0.1
<b>HEAT # 4</b>									
1	Erick Tadeo MORALES Cornejo	323	31/10/2012	13	Nicaragua	4	<b>12.50</b>	643 pts	0.5
2	Maikel CUELLO Thelor	326	4/1/2011	14	República Dominicana	6	<b>13.31</b>	555 pts	0.5
3	Abner Fabian MARENCO Chavarría	322	7/9/2011	14	Nicaragua	2	<b>13.44</b>	542 pts	0.5
4	Makai Ma 'Quan FORBES	340	13/4/2011	14	Turks And Caicos Islands	3	<b>13.65</b>	521 pts	0.5
5	Chaz SWAN Edmead	330	28/1/2011	14	Bermuda	7	<b>14.91</b>	409 pts	0.5
6	Oshawney JOHNSON	301	26/3/2012	13	Cayman Islands	5	<b>16.31</b>	305 pts	0.5
<b>HEAT # 5</b>									
1	Luka Santhiago SARAVIDA Argeñal	315	17/1/2012	13	Honduras	4	<b>13.83</b>	504 pts	-1.1
2	Krishmar SANTOKIE	302	3/6/2012	13	Cayman Islands	3	<b>14.80</b>	418 pts	-1.1
3	Brayan Steven CURIEL	273	18/10/2011	14	Anguilla	6	<b>15.70</b>	348 pts	-1.1
4	Kendall Roswald TROMP	282	8/9/2012	13	Aruba	5	<b>17.21</b>	247 pts	-1.1
	Oslandys DOMÍNGUEZ Morejón	305	11/4/2011	14	Cuba	7	<b>DNF</b>	0 pts	-1.1
	Kingroy Fillran HEPBURN	335	14/11/2011	14	St. Vincent & The Grenadines	2	<b>DNS</b>	0 pts	-1.1

# 5th NACAC U13 & U15 Championship

Managua, Nicaragua - Olympic Stadium IND - Saturday 5th and Sunday 6th July 2025



## RESULTADOS FINALES

### Resultados Generales

Pos	Nombre del Atleta	Equipo	Heat	Marca		Viento
1	Daquan Jamal DAWKINS	<b>Jamaica</b>	1	<b>10.77</b>	876 pts	1.5
2	Yazdani Saul CONTRERAS Carranza	<b>Costa Rica</b>	2	<b>11.50</b>	769 pts	0.1
3	Justin James SHEPERD	<b>Bahamas</b>	1	<b>11.51</b>	768 pts	1.5
4	Anthony Jamal CADORE Phillip	<b>Grenada</b>	3	<b>11.76</b>	734 pts	-0.1
5	Nahjeir Kevado FRANCIS	<b>Jamaica</b>	1	<b>11.86</b>	721 pts	1.5
6	Deshawn Ajani OLIVER	<b>Grenada</b>	1	<b>11.88</b>	719 pts	1.5
7	Amiel Kervin ANTONIO	<b>Curacao</b>	2	<b>11.93</b>	712 pts	0.1
8	Shakobi Shakur GITTENS	<b>Barbados</b>	3	<b>11.97</b>	707 pts	-0.1
9	Nahjah Denicio WYATTE Muñoz	<b>Saint Maarten</b>	1	<b>12.07</b>	695 pts	1.5
10	Caedon Arlington FRAITES	<b>British Virgin Islands</b>	2	<b>12.18</b>	681 pts	0.1
11	Bryson Daniel WALTERS	<b>British Virgin Islands</b>	2	<b>12.29</b>	668 pts	0.1
12	Chance DEGANNES	<b>Antigua &amp; Barbuda</b>	2	<b>12.40</b>	655 pts	0.1
13	Erick Tadeo MORALES Cornejo	<b>Nicaragua</b>	4	<b>12.50</b>	643 pts	0.5
14	Chanz MARTIN	<b>Bermuda</b>	1	<b>12.78</b>	611 pts	1.5
15	Geron HENRY	<b>Antigua &amp; Barbuda</b>	2	<b>12.99</b>	588 pts	0.1
16	Maikel CUELLO Thelor	<b>República Dominicana</b>	4	<b>13.31</b>	555 pts	0.5
17	Gwayne Mac-Lennon REINITA	<b>Curacao</b>	1	<b>13.32</b>	554 pts	1.5
18	Abner Fabian MARENCO Chavarría	<b>Nicaragua</b>	4	<b>13.44</b>	542 pts	0.5
19	Ismael GAVINO Vasquez	<b>República Dominicana</b>	3	<b>13.50</b>	536 pts	-0.1
20	Nessiah Denicio WYATTE Munoz	<b>Saint Maarten</b>	3	<b>13.58</b>	528 pts	-0.1
21	Makai Ma'Quan FORBES	<b>Turks And Caicos Islands</b>	4	<b>13.65</b>	521 pts	0.5
22	Luka Santhiago SARAVIDA Argeñal	<b>Honduras</b>	5	<b>13.83</b>	504 pts	-1.1
23	Ajalah Josiah CUMBERBATCH	<b>Barbados</b>	2	<b>13.91</b>	496 pts	0.1
24	Amarni Comarqui WEBSTER	<b>Anguilla</b>	3	<b>14.16</b>	473 pts	-0.1
25	Krishmar SANTOKIE	<b>Cayman Islands</b>	5	<b>14.80</b>	418 pts	-1.1
26	Chaz SWAN Edmead	<b>Bermuda</b>	4	<b>14.91</b>	409 pts	0.5
27	Brayan Steven CURIEL	<b>Anguilla</b>	5	<b>15.70</b>	348 pts	-1.1
28	Fabial Justin HARRIOT	<b>Aruba</b>	3	<b>15.80</b>	341 pts	-0.1
29	Oshawney JOHNSON	<b>Cayman Islands</b>	4	<b>16.31</b>	305 pts	0.5
30	Kendall Roswald TROMP	<b>Aruba</b>	5	<b>17.21</b>	247 pts	-1.1
	Emmile Amare HIGGINS	<b>Bahamas</b>	1	<b>DNF</b>	0 pts	
	Oslandys DOMÍNGUEZ Morejón	<b>Cuba</b>	5	<b>DNF</b>	0 pts	
	Kingroy Fillran HEPBURN	<b>St. Vincent &amp; The Grenadines</b>	5	<b>DNS</b>	0 pts	

# 5th NACAC U13 & U15 Championship

Managua, Nicaragua - Olympic Stadium IND - Saturday 5th and Sunday 6th July 2025



## RESULTADOS FINALES

### Puntuación

## Heptatlón - Salto Alto (5)

U15, Masculino

Pos	Nombre del Atleta	Dorsal	Nacimiento	Edad	Equipo	Marca	
1	Emmile Amare HIGGINS	285	21/3/2011	14	Bahamas	<b>1.71 m</b>	787 pts
2	Chaz SWAN Edmead	330	28/1/2011	14	Bermuda	<b>1.60 m</b>	702 pts
3	Chanz MARTIN	294	21/1/2011	14	Bermuda	<b>1.60 m</b>	702 pts
3	Justin James SHEPERD	286	11/10/2011	14	Bahamas	<b>1.60 m</b>	702 pts
3	Bryson Daniel WALTERS	297	28/4/2011	14	British Virgin Islands	<b>1.60 m</b>	702 pts
6	Oshawney JOHNSON	301	26/3/2012	13	Cayman Islands	<b>1.55 m</b>	663 pts
6	Caedon Arlington FRAITES	298	2/10/2011	14	British Virgin Islands	<b>1.55 m</b>	663 pts
8	Shakobi Shakur GITTENS	289	8/9/2011	14	Barbados	<b>1.50 m</b>	623 pts
9	Geron HENRY	277	10/10/2011	14	Antigua & Barbuda	<b>1.50 m</b>	623 pts
10	Krishmar SANTOKIE	302	3/6/2012	13	Cayman Islands	<b>1.45 m</b>	582 pts
10	Amarni Comarqui WEBSTER	274	1/11/2011	14	Anguilla	<b>1.45 m</b>	582 pts
12	Chance DEGANNES	278	5/7/2011	14	Antigua & Barbuda	<b>1.45 m</b>	582 pts
13	Ajalah Josiah CUMBERBATCH	290	13/1/2011	14	Barbados	<b>1.35 m</b>	499 pts
14	Fabial Justin HARRIOT	281	24/10/2011	14	Aruba	<b>1.30 m</b>	462 pts
15	Kendall Roswald TROMP	282	8/9/2012	13	Aruba	<b>1.30 m</b>	462 pts
16	Brayan Steven CURIEL	273	18/10/2011	14	Anguilla	<b>1.25 m</b>	426 pts

### Detalle

1.25 1.30 1.35 1.40 1.45 1.50 1.55 1.60 1.65 1.68 1.71 1.74

Atleta	Equipo	1.25	1.30	1.35	1.40	1.45	1.50	1.55	1.60	1.65	1.68	1.71	1.74
emmile amare HIGGINS	bahamas	-	-	-	-	o	o	-	xo	xo	o	o	xxx
chaz SWAN	bermuda	-	-	-	-	o	o	o	o	xxx			
chanz MARTIN	bermuda	-	-	-	-	o	o	o	xxo	xxx			
justin james SHEPERD	bahamas	-	-	o	o	o	o	o	xxo	xxx			
bryson daniel WALTERS	british virgin is	-	-	o	o	o	o	o	xxo	xxx			
caedon arlington FRAITES	british virgin is	-	-	o	o	o	o	o	xxx				
oshawney JOHNSON	cayman island	o	o	o	o	o	o	o	xxx				
shakobi shakur GITTENS	barbados	o	-	o	o	o	o	xxx					
geron HENRY	antigua & bart	o	o	o	o	o	xo	xxx					
krishmar SANTOKIE	cayman island	o	o	o	o	o	xxx						
amarni comarqui WEBSTER	anguilla	o	o	o	o	o	xxx						
chance DEGANNES	antigua & bart	o	o	o	o	xo	xxx						
ajalah josiah CUMBERBATCH	barbados	o	o	o	xxx								
fabial justin HARRIOT	aruba	o	o	xxx									
kendall roswald TROMP	aruba	xo	o	xxx									
brayan steven CURIEL	anguilla	o	xxx										

# 5th NACAC U13 & U15 Championship

Managua, Nicaragua - Olympic Stadium IND - Saturday 5th and Sunday 6th July 2025



## RESULTADOS FINALES

### Puntuación

## Heptatlón - Salto Alto (5)

U15, Masculino

Pos	Nombre del Atleta	Dorsal	Nacimiento	Edad	Equipo	Marca	
1	Daquan Jamal DAWKINS	318	25/5/2011	14	Jamaica	<b>1.86 m</b>	898 pts
2	Anthony Jamal CADORE Phillip	313	27/3/2011	14	Grenada	<b>1.83 m</b>	876 pts
3	Yazdani Saul CONTRERAS Carranza	303	31/1/2011	14	Costa Rica	<b>1.80 m</b>	854 pts
4	Deshawn Ajani OLIVER	312	15/1/2012	13	Grenada	<b>1.75 m</b>	817 pts
5	Nahjeir Kevado FRANCIS	319	4/9/2011	14	Jamaica	<b>1.75 m</b>	817 pts
6	Nessiah Denicio WYATTE Munoz	331	2/12/2011	14	Saint Maarten	<b>1.65 m</b>	741 pts
7	Nahjah Denicio WYATTE Muñoz	328	2/12/2011	14	Saint Maarten	<b>1.65 m</b>	741 pts
8	Erick Tadeo MORALES Cornejo	323	31/10/2012	13	Nicaragua	<b>1.60 m</b>	702 pts
8	Amiel Kervin ANTONIO	309	23/4/2012	13	Curacao	<b>1.60 m</b>	702 pts
10	Gwayne Mac-Lennon REINITA	308	29/4/2011	14	Curacao	<b>1.60 m</b>	702 pts
11	Abner Fabian MARENCO Chavarría	322	7/9/2011	14	Nicaragua	<b>1.50 m</b>	623 pts
12	Luka Santhiago SARAVIA Argeñal	315	17/1/2012	13	Honduras	<b>1.50 m</b>	623 pts
13	Makai Ma 'Quan FORBES	340	13/4/2011	14	Turks And Caicos Islands	<b>1.45 m</b>	582 pts
14	Ismael GAVINO Vasquez	325	12/8/2011	14	República Dominicana	<b>1.40 m</b>	541 pts
15	Maikel CUELLO Thelor	326	4/1/2011	14	República Dominicana	<b>1.35 m</b>	499 pts
	Oslandys DOMÍNGUEZ Morejón	305	11/4/2011	14	Cuba	<b>NM</b>	0 pts

### Detalle

1.25 1.30 1.35 1.40 1.45 1.50 1.55 1.60 1.65 1.70 1.75 1.80 1.83 1.86

Atleta	Equipo	1.25	1.30	1.35	1.40	1.45	1.50	1.55	1.60	1.65	1.70	1.75	1.80	1.83	1.86
daquan jamal DAWKINS	jamaica	-	-	-	-	o	o	o	o	o	o	o	xo	o	xo
anthony jamal CADORE	grenada	-	-	-	o	o	o	o	o	o	xo	o	xo	xxo	xxx
yazdani saul CONTRERAS	costa rica	-	-	-	o	-	o	o	o	o	xo	o	xxo	xxx	
deshawn ajani OLIVER	grenada	-	-	-	xxo	xo	o	o	o	xo	xxo	o	xxx		
nahjeir kevado FRANCIS	jamaica	-	-	-	-	o	o	o	o	o	o	xxo	xxx		
nessiah denicio WYATTE	saint maarten	-	o	o	o	o	o	o	o	xxo	xxx				
nahjah denicio WYATTE	saint maarten	-	o	o	o	o	xo	o	xo	xxo	xxx				
amiel kervin ANTONIO	curacao	-	-	-	-	-	xo	xo	xo	xxx					
erick tadeo MORALES	nicaragua	o	o	o	o	o	o	xxo	xo	xxx					
gwayne mac-lennon REINITA	curacao	-	-	-	o	o	xo	xxo	xxo	xxx					
abner fabian MARENCO	nicaragua	o	o	o	o	o	o	xxx							
luka santhiago SARAVIA	honduras	o	o	o	o	o	xxo	xxx							
makai ma 'quan FORBES	turks and caico	o	o	o	o	xo	xxx								
ismael GAVINO	república dom	o	o	o	o	xxx									
maikel CUELLO	república dom	xxo	o	o	xxx										
oslandys DOMÍNGUEZ	cuba	xr													

# 5th NACAC U13 & U15 Championship

Managua, Nicaragua - Olympic Stadium IND - Saturday 5th and Sunday 6th July 2025



## RESULTADOS FINALES

### Puntuación

## Heptatlón - Lanzamiento de Bola (6)

### U15, Masculino

Pos	Nombre del Atleta	Dorsal	Nacimiento	Edad	Equipo	Marca	
1	Ajalah Josiah CUMBERBATCH	290	13/1/2011	14	Barbados	<b>81.80 m</b>	791 pts
2	Shakobi Shakur GITTENS	289	8/9/2011	14	Barbados	<b>75.24 m</b>	745 pts
3	Fabial Justin HARRIOT	281	24/10/2011	14	Aruba	<b>75.01 m</b>	745 pts
4	Chance DEGANNES	278	5/7/2011	14	Antigua & Barbuda	<b>74.50 m</b>	742 pts
5	Bryson Daniel WALTERS	297	28/4/2011	14	British Virgin Islands	<b>72.50 m</b>	727 pts
6	Emmile Amare HIGGINS	285	21/3/2011	14	Bahamas	<b>66.49 m</b>	678 pts
7	Justin James SHEPERD	286	11/10/2011	14	Bahamas	<b>65.91 m</b>	674 pts
8	Geron HENRY	277	10/10/2011	14	Antigua & Barbuda	<b>58.28 m</b>	614 pts
9	Caedon Arlington FRAITES	298	2/10/2011	14	British Virgin Islands	<b>58.00 m</b>	614 pts
10	Amarni Comarqui WEBSTER	274	1/11/2011	14	Anguilla	<b>55.18 m</b>	588 pts
11	Chaz SWAN Edmead	330	28/1/2011	14	Bermuda	<b>53.51 m</b>	576 pts
12	Yazdani Saul CONTRERAS Carranza	303	31/1/2011	14	Costa Rica	<b>52.99 m</b>	567 pts
13	Kendall Roswald TROMP	282	8/9/2012	13	Aruba	<b>48.98 m</b>	531 pts
14	Brayan Steven CURIEL	273	18/10/2011	14	Anguilla	<b>48.48 m</b>	527 pts
15	Chanz MARTIN	294	21/1/2011	14	Bermuda	<b>47.30 m</b>	518 pts
16	Krishmar SANTOKIE	302	3/6/2012	13	Cayman Islands	<b>43.56 m</b>	485 pts
17	Oshawney JOHNSON	301	26/3/2012	13	Cayman Islands	<b>29.94 m</b>	338 pts

### Detalle

		1	2	3	4	5	6
ajalah josiah CUMBERBATCH	barbados	<b>81.24</b>	<b>81.80</b>	<b>80.59</b>			
shakobi shakur GITTENS	barbados	<b>74.42</b>	<b>71.51</b>	<b>75.24</b>			
fabial justin HARRIOT	aruba	<b>74.90</b>	<b>72.89</b>	<b>75.01</b>			
chance DEGANNES	antigua & barbuda	<b>68.69</b>	<b>74.50</b>	<b>74.00</b>			
bryson daniel WALTERS	british virgin islands	<b>63.66</b>	<b>72.50</b>	<b>62.95</b>			
emmile amare HIGGINS	bahamas	<b>60.77</b>	<b>66.49</b>	<b>63.55</b>			
justin james SHEPERD	bahamas	<b>63.58</b>	<b>65.91</b>	<b>62.72</b>			
geron HENRY	antigua & barbuda	<b>53.69</b>	<b>54.53</b>	<b>58.28</b>			
caedon arlington FRAITES	british virgin islands	<b>55.08</b>	<b>58.00</b>	<b>55.47</b>			
amarni comarqui WEBSTER	anguilla	<b>49.85</b>	<b>51.72</b>	<b>55.18</b>			
chaz SWAN	bermuda	<b>51.70</b>	<b>51.65</b>	<b>53.51</b>			
yazdani saul CONTRERAS	costa rica	<b>27.30</b>	<b>40.95</b>	<b>52.99</b>			
kendall roswald TROMP	aruba	<b>48.98</b>	<b>46.01</b>	<b>45.99</b>			
brayan steven CURIEL	anguilla	<b>43.16</b>	<b>48.48</b>	<b>47.79</b>			
chanz MARTIN	bermuda	<b>45.42</b>	<b>47.30</b>	<b>34.39</b>			
krishmar SANTOKIE	cayman islands	<b>43.56</b>	<b>40.32</b>	<b>40.55</b>			
oshawney JOHNSON	cayman islands	<b>27.38</b>	<b>27.60</b>	<b>29.94</b>			

# 5th NACAC U13 & U15 Championship

Managua, Nicaragua - Olympic Stadium IND - Saturday 5th and Sunday 6th July 2025



## RESULTADOS FINALES

### Puntuación

## Heptatlón - Lanzamiento de Bola (6)

### U15, Masculino

Pos	Nombre del Atleta	Dorsal	Nacimiento	Edad	Equipo	Marca	
1	Maikel CUELLO Thelor	326	4/1/2011	14	República Dominicana	<b>87.01 m</b>	829 pts
2	Abner Fabian MARENCO Chavarría	322	7/9/2011	14	Nicaragua	<b>78.90 m</b>	770 pts
3	Oslandys DOMÍNGUEZ Morejón	305	11/4/2011	14	Cuba	<b>72.80 m</b>	727 pts
4	Erick Tadeo MORALES Cornejo	323	31/10/2012	13	Nicaragua	<b>72.58 m</b>	727 pts
5	Deshawn Ajani OLIVER	312	15/1/2012	13	Grenada	<b>71.36 m</b>	716 pts
6	Ismael GAVINO Vasquez	325	12/8/2011	14	República Dominicana	<b>68.25 m</b>	693 pts
7	Kingroy Fillran HEPBURN	335	14/11/2011	14	St. Vincent & The Grenadines	<b>66.80 m</b>	681 pts
8	Nahjah Denicio WYATTE Muñoz	328	2/12/2011	14	Saint Maarten	<b>58.80 m</b>	618 pts
9	Luka Santhiago SARAVIA Argeñal	315	17/1/2012	13	Honduras	<b>58.75 m</b>	618 pts
10	Nessiah Denicio WYATTE Munoz	331	2/12/2011	14	Saint Maarten	<b>58.70 m</b>	618 pts
11	Nahjeir Kevado FRANCIS	319	4/9/2011	14	Jamaica	<b>57.90 m</b>	609 pts
12	Amiel Kervin ANTONIO	309	23/4/2012	13	Curacao	<b>52.70 m</b>	567 pts
13	Daquan Jamal DAWKINS	318	25/5/2011	14	Jamaica	<b>52.50 m</b>	567 pts
14	Anthony Jamal CADORE Phillip	313	27/3/2011	14	Grenada	<b>52.01 m</b>	563 pts
15	Gwayne Mac-Lennon REINITA	308	29/4/2011	14	Curacao	<b>51.56 m</b>	558 pts
16	Makai Ma 'Quan FORBES	340	13/4/2011	14	Turks And Caicos Islands	<b>43.50 m</b>	485 pts

### Detalle

		1	2	3	4	5	6
maikel CUELLO	república dominic	<b>80.61</b>	x	<b>87.01</b>			
abner fabian MARENCO	nicaragua	<b>73.70</b>	<b>78.90</b>	<b>77.41</b>			
oslandys DOMÍNGUEZ	cuba	<b>67.90</b>	<b>72.80</b>	<b>63.10</b>			
erick tadeo MORALES	nicaragua	<b>63.81</b>	<b>72.58</b>	<b>66.10</b>			
deshawn ajani OLIVER	grenada	x	<b>66.74</b>	<b>71.36</b>			
ismael GAVINO	república dominic	<b>68.25</b>	<b>61.90</b>	<b>64.70</b>			
kingroy fillran HEPBURN	st. vincent & the g	<b>66.80</b>	x	<b>61.70</b>			
nahjah denicio WYATTE	saint maarten	<b>51.81</b>	<b>56.30</b>	<b>58.80</b>			
luka santhiago SARAVIA	honduras	<b>55.20</b>	<b>52.90</b>	<b>58.75</b>			
nessiah denicio WYATTE	saint maarten	x	<b>56.30</b>	<b>58.70</b>			
nahjeir kevado FRANCIS	jamaica	x	<b>57.90</b>	<b>57.01</b>			
amiel kervin ANTONIO	curacao	<b>52.70</b>	<b>49.20</b>	<b>41.80</b>			
daquan jamal DAWKINS	jamaica	<b>52.50</b>	<b>48.10</b>	<b>45.80</b>			
anthony jamal CADORE	grenada	<b>44.90</b>	<b>45.08</b>	<b>52.01</b>			
gwayne mac-lennon REINITA	curacao	<b>50.05</b>	<b>50.40</b>	<b>51.56</b>			
makai ma 'quan FORBES	turks and caicos i	<b>43.01</b>	<b>40.81</b>	<b>43.50</b>			

# 5th NACAC U13 & U15 Championship

Managua, Nicaragua - Olympic Stadium IND - Saturday 5th and Sunday 6th July 2025



## RESULTADOS FINALES

### Puntuación

## Heptatlón - 1.200 mts Planos (7)

U15, Masculino

Pos	Nombre del Atleta	Dorsal	Nacimiento	Edad	Equipo	Marca	
<b>HEAT # 1</b>							
1	Nahjah Denicio WYATTE Muñoz	328	2/12/2011	14	Saint Maarten	03:28.29	714 pts
2	Geron HENRY	277	10/10/2011	14	Antigua & Barbuda	03:46.42	570 pts
3	Justin James SHEPERD	286	11/10/2011	14	Bahamas	03:49.71	547 pts
4	Caedon Arlington FRAITES	298	2/10/2011	14	British Virgin Islands	03:52.62	527 pts
5	Yazdani Saul CONTRERAS Carranza	303	31/1/2011	14	Costa Rica	03:53.19	524 pts
6	Shakobi Shakur GITTENS	289	8/9/2011	14	Barbados	03:56.17	504 pts
7	Chanz MARTIN	294	21/1/2011	14	Bermuda	03:58.91	486 pts
8	Nessiah Denicio WYATTE Munoz	331	2/12/2011	14	Saint Maarten	04:00.43	476 pts
9	Deshawn Ajani OLIVER	312	15/1/2012	13	Grenada	04:01.01	473 pts
10	Daquan Jamal DAWKINS	318	25/5/2011	14	Jamaica	04:01.21	472 pts
11	Anthony Jamal CADORE Phillip	313	27/3/2011	14	Grenada	04:10.51	416 pts
12	Chance DEGANNES	278	5/7/2011	14	Antigua & Barbuda	04:16.80	382 pts
13	Amiel Kervin ANTONIO	309	23/4/2012	13	Curacao	04:18.96	370 pts
14	Nahjeir Kevado FRANCIS	319	4/9/2011	14	Jamaica	04:22.13	354 pts
15	Gwayne Mac-Lennon REINITA	308	29/4/2011	14	Curacao	04:31.67	307 pts
16	Bryson Daniel WALTERS	297	28/4/2011	14	British Virgin Islands	04:33.54	298 pts

<b>HEAT # 2</b>							
1	Abner Fabian MARENCO Chavarría	322	7/9/2011	14	Nicaragua	03:46.40	571 pts
2	Amarni Comarqui WEBSTER	274	1/11/2011	14	Anguilla	03:52.15	530 pts
3	Emmile Amare HIGGINS	285	21/3/2011	14	Bahamas	03:52.18	530 pts
4	Erick Tadeo MORALES Cornejo	323	31/10/2012	13	Nicaragua	03:57.00	499 pts
5	Fabial Justin HARRIOT	281	24/10/2011	14	Aruba	03:57.00	499 pts
6	Ismael GAVINO Vasquez	325	12/8/2011	14	República Dominicana	04:00.83	474 pts
7	Luka Santhiago SARAVIA Argeñal	315	17/1/2012	13	Honduras	04:02.91	461 pts
8	Makai Ma'Quan FORBES	340	13/4/2011	14	Turks And Caicos Islands	04:08.43	428 pts
9	Chaz SWAN Edmead	330	28/1/2011	14	Bermuda	04:12.20	407 pts
10	Brayan Steven CURIEL	273	18/10/2011	14	Anguilla	04:15.10	391 pts
11	Krishmar SANTOKIE	302	3/6/2012	13	Cayman Islands	04:24.84	340 pts
12	Maikel CUELLO Thelor	326	4/1/2011	14	República Dominicana	04:29.26	318 pts
13	Ajalah Josiah CUMBERBATCH	290	13/1/2011	14	Barbados	04:42.04	259 pts
	Oshawney JOHNSON	301	26/3/2012	13	Cayman Islands	DNF	0 pts
	Kendall Roswald TROMP	282	8/9/2012	13	Aruba	DNF	0 pts
	Kingroy Fillran HEPBURN	335	14/11/2011	14	St. Vincent & The Grenadines	DNS	0 pts
	Oslandys DOMÍNGUEZ Morejón	305	11/4/2011	14	Cuba	DNS	0 pts

# 5th NACAC U13 & U15 Championship

Managua, Nicaragua - Olympic Stadium IND - Saturday 5th and Sunday 6th July 2025



## RESULTADOS FINALES

### Resultados Generales

Pos	Nombre del Atleta	Equipo	Heat	Marca	
1	Nahjah Denicio WYATTE Muñoz	<b>Saint Maarten</b>	1	<b>03:28.29</b>	714 pts
2	Abner Fabian MARENCO Chavarría	<b>Nicaragua</b>	2	<b>03:46.40</b>	571 pts
3	Geron HENRY	<b>Antigua &amp; Barbuda</b>	1	<b>03:46.42</b>	570 pts
4	Justin James SHEPERD	<b>Bahamas</b>	1	<b>03:49.71</b>	547 pts
5	Amarni Comarqui WEBSTER	<b>Anguilla</b>	2	<b>03:52.15</b>	530 pts
6	Emmile Amare HIGGINS	<b>Bahamas</b>	2	<b>03:52.18</b>	530 pts
7	Caedon Arlington FRAITES	<b>British Virgin Islands</b>	1	<b>03:52.62</b>	527 pts
8	Yazdani Saul CONTRERAS Carranza	<b>Costa Rica</b>	1	<b>03:53.19</b>	524 pts
9	Shakobi Shakur GITTENS	<b>Barbados</b>	1	<b>03:56.17</b>	504 pts
10	Erick Tadeo MORALES Cornejo	<b>Nicaragua</b>	2	<b>03:57.00</b>	499 pts
10	Fabial Justin HARRIOT	<b>Aruba</b>	2	<b>03:57.00</b>	499 pts
12	Chanz MARTIN	<b>Bermuda</b>	1	<b>03:58.91</b>	486 pts
13	Nessiah Denicio WYATTE Munoz	<b>Saint Maarten</b>	1	<b>04:00.43</b>	476 pts
14	Ismael GAVINO Vasquez	<b>República Dominicana</b>	2	<b>04:00.83</b>	474 pts
15	Deshawn Ajani OLIVER	<b>Grenada</b>	1	<b>04:01.01</b>	473 pts
16	Daquan Jamal DAWKINS	<b>Jamaica</b>	1	<b>04:01.21</b>	472 pts
17	Luka Santhiago SARAVIA Argeñal	<b>Honduras</b>	2	<b>04:02.91</b>	461 pts
18	Makai Ma 'Quan FORBES	<b>Turks And Caicos Islands</b>	2	<b>04:08.43</b>	428 pts
19	Anthony Jamal CADORE Phillip	<b>Grenada</b>	1	<b>04:10.51</b>	416 pts
20	Chaz SWAN Edmead	<b>Bermuda</b>	2	<b>04:12.20</b>	407 pts
21	Brayan Steven CURIEL	<b>Anguilla</b>	2	<b>04:15.10</b>	391 pts
22	Chance DEGANNE	<b>Antigua &amp; Barbuda</b>	1	<b>04:16.80</b>	382 pts
23	Amiel Kervin ANTONIO	<b>Curacao</b>	1	<b>04:18.96</b>	370 pts
24	Nahjeir Kevado FRANCIS	<b>Jamaica</b>	1	<b>04:22.13</b>	354 pts
25	Krishmar SANTOKIE	<b>Cayman Islands</b>	2	<b>04:24.84</b>	340 pts
26	Maikel CUELLO Thelor	<b>República Dominicana</b>	2	<b>04:29.26</b>	318 pts
27	Gwayne Mac-Lennon REINITA	<b>Curacao</b>	1	<b>04:31.67</b>	307 pts
28	Bryson Daniel WALTERS	<b>British Virgin Islands</b>	1	<b>04:33.54</b>	298 pts
29	Ajalah Josiah CUMBERBATCH	<b>Barbados</b>	2	<b>04:42.04</b>	259 pts
	Kendall Roswald TROMP	<b>Aruba</b>	2	<b>DNF</b>	0 pts
	Oshawney JOHNSON	<b>Cayman Islands</b>	2	<b>DNF</b>	0 pts
	Kingroy Fillran HEPBURN	<b>St. Vincent &amp; The Grenadines</b>	2	<b>DNS</b>	0 pts
	Oslandys DOMÍNGUEZ Morejón	<b>Cuba</b>	2	<b>DNS</b>	0 pts

## 5th NACAC U13 & U15 Championship

Managua, Nicaragua - Olympic Stadium IND - Saturday 5th and Sunday 6th July 2025



### RESULTADOS FINALES

---

# Categoría U15, Mixto














# 5th NACAC U13 & U15 Championship

Managua, Nicaragua - Olympic Stadium IND - Saturday 5th and Sunday 6th July 2025



## RESULTADOS FINALES

### Final Relevos 4x100 mts Mixto U15, Mixto

Pos	Nombre del Atleta	Dorsal	Nacimiento	Edad	Equipo	Carril	Marca
<b>HEAT # 1</b>							
1	Joleen Tomlin - Nahjah Wyatte - Shadwayna Gumbs - Nessimah Wyatte				 <b>Sint Maarten</b>		<b>47.61</b>
2	Ajalah Cumberbatch - Shakobi Gittens - Searra Burrowes - Rejada Hinds				 <b>Barbados</b>		<b>47.85</b>
3	Gyanelle Un - Gwayne Reinita - Niaviv Matrona - Amiel Antonio				 <b>Curacao</b>		<b>48.45</b>
4	Chaz Swan - Zaria Codrington - Zaylee Lawrence - Chanz Martin				 <b>Bermuda</b>		<b>49.48</b>
5	Anthony Cadore - Kaelynna Modeste - Deshawn Oliver - Sidney Douglas				 <b>Grenada</b>		<b>49.64</b>
6	Maikel Cuello - Rosmery Jimenez - Ismael Gavino - Crisleidys Rodriguez				 <b>República Dominicana</b>		<b>50.05</b>
7	Sarah Maduro - Kendall Tromp - Quionny Naar - Fabial Harriot				 <b>Aruba</b>		<b>52.66</b>
<b>HEAT # 2</b>							
1	Justin Sheperd - Jazae Johnson - Symiah Strachan - Emmile Higgins				 <b>Bahamas</b>		<b>45.74</b> NACAC R
2	Dashanelle Clarke - Nahjeir Francis - Danelia Clarke - Daquan Dawkins				 <b>Jamaica</b>		<b>46.52</b>
3	Chance Degannes - Leann Joseph - Geron Henry - Mariann White				 <b>Antigua &amp; Barbuda</b>		<b>47.83</b>
4	Erick Morales - Andrea Castillo - Abril Pohehaus - Abner Marengo				 <b>Nicaragua</b>		<b>50.49</b>
5	Tais Conolly - Krishmar Santokie - Carianne Lavine - Oshawney Johnson				 <b>Cayman Islands</b>		<b>51.18</b>
6	Cynne Liburd - Amarni Webster - Brayan Curiel - Saniya Richards				 <b>Anguilla</b>		<b>51.93</b>

# 5th NACAC U13 & U15 Championship

Managua, Nicaragua - Olympic Stadium IND - Saturday 5th and Sunday 6th July 2025



## RESULTADOS FINALES

### Resultados Generales

Pos	Nombre del Atleta	Equipo	Heat	
1		<b>Bahamas</b>	2	<b>45.74</b>
2		<b>Jamaica</b>	2	<b>46.52</b>
3		<b>Saint Maarten</b>	1	<b>47.61</b>
4		<b>Antigua &amp; Barbuda</b>	2	<b>47.83</b>
5		<b>Barbados</b>	1	<b>47.85</b>
6		<b>Curacao</b>	1	<b>48.45</b>
7		<b>Bermuda</b>	1	<b>49.48</b>
8		<b>Grenada</b>	1	<b>49.64</b>
9		<b>República Dominicana</b>	1	<b>50.05</b>
10		<b>Nicaragua</b>	2	<b>50.49</b>
11		<b>Cayman Islands</b>	2	<b>51.18</b>
12		<b>Anguilla</b>	2	<b>51.93</b>
13		<b>Aruba</b>	1	<b>52.66</b>



**AWARDS BY TEAMS**

COUNTRY	PENTATHLON GIRLS U13			PENTATHLON BOYS U13			HEPTATHLON GIRLS U15			HEPTATHLON BOYS U15			GIRLS	BOYS	OVERALL
			TOTAL			TOTAL			TOTAL			TOTAL	TOTAL	TOTAL	TOTAL
ANGUILLA	2561	2005	<b>4566</b>	2263	2085	<b>4348</b>	2991	0	<b>2991</b>	4253	3065	<b>7318</b>	7557	11666	<b>19223</b>
ANTIGUA AND BARBUDA	2609	2371	<b>4980</b>	2781	2746	<b>5527</b>	3482	3295	<b>6777</b>	4575	4549	<b>9124</b>	11757	14651	<b>26408</b>
ARUBA	1801	1539	<b>3340</b>	0	0	<b>0</b>	2414	0	<b>2414</b>	4119	2712	<b>6831</b>	5754	6831	<b>12585</b>
BAHAMAS	2733	2512	<b>5245</b>	2710	2634	<b>5344</b>	4284	3713	<b>7997</b>	5002	4384	<b>9386</b>	13242	14730	<b>27972</b>
BARBADOS	2490	2249	<b>4739</b>	3206	3202	<b>6408</b>	4340	3418	<b>7758</b>	4630	4181	<b>8811</b>	12497	15219	<b>27716</b>
BERMUDA	2188	2026	<b>4214</b>	2279	2182	<b>4461</b>	2849	2414	<b>5263</b>	4549	3924	<b>8473</b>	9477	12934	<b>22411</b>
BRITISH VIRGIN ISLANDS	2350	2185	<b>4535</b>	2901	2854	<b>5755</b>	3157	3036	<b>6193</b>	4662	4533	<b>9195</b>	10728	14950	<b>25678</b>
CAYMAN ISLANDS	2246	2145	<b>4391</b>	2569	1959	<b>4528</b>	2609	2173	<b>4782</b>	3216	3165	<b>6381</b>	9173	10909	<b>20082</b>
COSTA RICA			<b>0</b>			<b>0</b>			<b>0</b>	4918		<b>4918</b>	0	4918	<b>4918</b>
CUBA	2573		<b>2573</b>	2768		<b>2768</b>	4038		<b>4038</b>	0		<b>0</b>	6611	2768	<b>9379</b>
CURACAO	2457	2230	<b>4687</b>	2594	2129	<b>4723</b>	3800	3320	<b>7120</b>	4510	4386	<b>8896</b>	11807	13619	<b>25426</b>
DOMINICAN REPUBLIC	2365	2251	<b>4616</b>	3003	2731	<b>5734</b>	4414	3541	<b>7955</b>	4244	4069	<b>8313</b>	12571	14047	<b>26618</b>
EL SALVADOR			<b>0</b>			<b>0</b>	4007		<b>4007</b>			<b>0</b>	4007	0	<b>4007</b>
GRENADA	2635	2611	<b>5246</b>	3224	2947	<b>6171</b>	3650	3316	<b>6966</b>	5002	4608	<b>9610</b>	12212	15781	<b>27993</b>
HONDURAS	2156		<b>2156</b>	2348		<b>2348</b>	2937		<b>2937</b>	3892		<b>3892</b>	5093	6240	<b>11333</b>
JAMAICA	2735	2608	<b>5343</b>	2532	0	<b>2532</b>	3872	3838	<b>7710</b>	5096	4799	<b>9895</b>	13053	12427	<b>25480</b>
NICARAGUA	2013	0	<b>2013</b>	2598	2346	<b>4944</b>	2894	2672	<b>5566</b>	4496	4261	<b>8757</b>	7579	13701	<b>21280</b>
SINT MAARTEN			<b>0</b>			<b>0</b>	4197	2883	<b>7080</b>	4981	4492	<b>9473</b>	7080	9473	<b>16553</b>
ST VINCENT & GRENADINES	2089		<b>2089</b>	2787		<b>2787</b>	3258		<b>3258</b>	0		<b>0</b>	5347	2787	<b>8134</b>
TURKS AND CAICOS			<b>0</b>			<b>0</b>			<b>0</b>	3865		<b>3865</b>	0	3865	<b>3865</b>

## AWARDS BY TEAMS

<b>GIRLS U13</b>	PENTATHLON GIRLS U13		PLACE	
JAMAICA	2735	2608	<b>5343</b>	<b>1</b>
GRENADA	2635	2611	<b>5246</b>	<b>2</b>
BAHAMAS	2733	2512	<b>5245</b>	<b>3</b>
ANTIGUA AND BARBUDA	2609	2371	<b>4980</b>	<b>4</b>
BARBADOS	2490	2249	<b>4739</b>	<b>5</b>
CURACAO	2457	2230	<b>4687</b>	<b>6</b>
DOMINICAN REPUBLIC	2365	2251	<b>4616</b>	<b>7</b>
ANGUILLA	2561	2005	<b>4566</b>	<b>8</b>
BRITISH VIRGIN ISLANDS	2350	2185	<b>4535</b>	<b>9</b>
CAYMAN ISLANDS	2246	2145	<b>4391</b>	<b>10</b>
BERMUDA	2188	2026	<b>4214</b>	<b>11</b>
ARUBA	1801	1539	<b>3340</b>	<b>12</b>
CUBA	2573		<b>2573</b>	<b>13</b>
HONDURAS	2156		<b>2156</b>	<b>14</b>
ST VINCENT & GRENADINES	2089		<b>2089</b>	<b>15</b>
NICARAGUA	2013	0	<b>2013</b>	<b>16</b>



## AWARDS BY TEAMS

BOYS U13	PENTATHLON BOYS U13			PLACE
BARBADOS	3206	3202	<b>6408</b>	<b>1</b>
GRENADA	3224	2947	<b>6171</b>	<b>2</b>
BRITISH VIRGIN ISLANDS	2901	2854	<b>5755</b>	<b>3</b>
DOMINICAN REPUBLIC	3003	2731	<b>5734</b>	<b>4</b>
ANTIGUA AND BARBUDA	2781	2746	<b>5527</b>	<b>5</b>
BAHAMAS	2710	2634	<b>5344</b>	<b>6</b>
NICARAGUA	2598	2346	<b>4944</b>	<b>7</b>
CURACAO	2594	2129	<b>4723</b>	<b>8</b>
CAYMAN ISLANDS	2569	1959	<b>4528</b>	<b>9</b>
BERMUDA	2279	2182	<b>4461</b>	<b>10</b>
ANGUILLA	2263	2085	<b>4348</b>	<b>11</b>
ST VINCENT & GRENADINES	2787		<b>2787</b>	<b>12</b>
CUBA	2768		<b>2768</b>	<b>13</b>
JAMAICA	2532	0	<b>2532</b>	<b>14</b>
HONDURAS	2348		<b>2348</b>	<b>15</b>
ARUBA	0	0	<b>0</b>	<b>.</b>



## AWARDS BY TEAMS

<b>GIRLS U15</b>	HEPTATHLON GIRLS U15			<b>PLACE</b>
BAHAMAS	4284	3713	<b>7997</b>	<b>1</b>
DOMINICAN REPUBLIC	4414	3541	<b>7955</b>	<b>2</b>
BARBADOS	4340	3418	<b>7758</b>	<b>3</b>
JAMAICA	3872	3838	<b>7710</b>	<b>4</b>
CURACAO	3800	3320	<b>7120</b>	<b>5</b>
SINT MAARTEN	4197	2883	<b>7080</b>	<b>6</b>
GRENADA	3650	3316	<b>6966</b>	<b>7</b>
ANTIGUA AND BARBUDA	3482	3295	<b>6777</b>	<b>8</b>
BRITISH VIRGIN ISLANDS	3157	3036	<b>6193</b>	<b>9</b>
NICARAGUA	2894	2672	<b>5566</b>	<b>10</b>
BERMUDA	2849	2414	<b>5263</b>	<b>11</b>
CAYMAN ISLANDS	2609	2173	<b>4782</b>	<b>12</b>
CUBA	4038		<b>4038</b>	<b>13</b>
EL SALVADOR	4007		<b>4007</b>	<b>14</b>
ST VINCENT & GRENADINES	3258		<b>3258</b>	<b>15</b>
ANGUILLA	2991	0	<b>2991</b>	<b>16</b>
HONDURAS	2937		<b>2937</b>	<b>17</b>
ARUBA	2414	0	<b>2414</b>	<b>18</b>



## AWARDS BY TEAMS

BOYS U15	HEPTATHLON BOYS U15		PLACE	
JAMAICA	5096	4799	<b>9895</b>	<b>1</b>
GRENADA	5002	4608	<b>9610</b>	<b>2</b>
SINT MAARTEN	4981	4492	<b>9473</b>	<b>3</b>
BAHAMAS	5002	4384	<b>9386</b>	<b>4</b>
BRITISH VIRGIN ISLANDS	4662	4533	<b>9195</b>	<b>5</b>
ANTIGUA AND BARBUDA	4575	4549	<b>9124</b>	<b>6</b>
CURACAO	4510	4386	<b>8896</b>	<b>7</b>
BARBADOS	4630	4181	<b>8811</b>	<b>8</b>
NICARAGUA	4496	4261	<b>8757</b>	<b>9</b>
BERMUDA	4549	3924	<b>8473</b>	<b>10</b>
DOMINICAN REPUBLIC	4244	4069	<b>8313</b>	<b>11</b>
ANGUILLA	4253	3065	<b>7318</b>	<b>12</b>
ARUBA	4119	2712	<b>6831</b>	<b>13</b>
CAYMAN ISLANDS	3216	3165	<b>6381</b>	<b>14</b>
COSTA RICA	4918		<b>4918</b>	<b>15</b>
HONDURAS	3892		<b>3892</b>	<b>16</b>
TURKS AND CAICOS	3865		<b>3865</b>	<b>17</b>
CUBA	0		<b>0</b>	<b>.</b>
ST VINCENT & GRENADINES	0		<b>0</b>	<b>.</b>



## AWARDS BY TEAMS

<b>OVERALL</b>	<b>POINTS</b>	<b>PLACE</b>
GRENADA	<b>27993</b>	<b>1</b>
BAHAMAS	<b>27972</b>	2
BARBADOS	<b>27716</b>	3
DOMINICAN REPUBLIC	<b>26618</b>	4
ANTIGUA AND BARBUDA	<b>26408</b>	5
BRITISH VIRGIN ISLANDS	<b>25678</b>	6
JAMAICA	<b>25480</b>	7
CURACAO	<b>25426</b>	8
BERMUDA	<b>22411</b>	9
NICARAGUA	<b>21280</b>	10
CAYMAN ISLANDS	<b>20082</b>	11
ANGUILLA	<b>19223</b>	12
SINT MAARTEN	<b>16553</b>	13
ARUBA	<b>12585</b>	14
HONDURAS	<b>11333</b>	15
CUBA	<b>9379</b>	16
ST VINCENT & GRENADINES	<b>8134</b>	17
COSTA RICA	<b>4918</b>	18
EL SALVADOR	<b>4007</b>	19
TURKS AND CAICOS	<b>3865</b>	20





# V NACAC CHAMPIONSHIPS AGE GROUP U13 & U15

## Managua, Nicaragua July 5 and 6, 2025



# TECHNICAL MANUAL

Version – July 2, 2025



**V NACAC CHAMPIONSHIP AGE GROUP U13 & U15.  
Managua, Nicaragua. July 5-6, 2025**

The V edition of the U13 and U15 age groups of the North American, Central American and Caribbean Athletics Association, will be held under the auspices of World Athletics and the Athletics Association of North, Central America and the Caribbean (NACAC), and is one of the many events on the official NACAC calendar.

**NACAC EXECUTIVE COUNCIL**

President/Area Representative:  
Mike SANDS (BAH)

Vice President Female:  
Cydonie MOTHERSILL (CAY)

Vice President Male:  
Garth GAYLE (JAM)

Treasurer:  
Trevor WELCH (BAR)

CEO:  
Keith JOSEPH (VIN)

**MEMBERS OF THE  
COUNCIL**

Edith SKIPPINGS (TKS)

Gloria RAMOS (ESA)

Howard CORNELIUS (ANT)

Brendan WILLIAMS (DMA)

**EX OFFICE**

WA President: Lord Sebastian Coe (GBR)

WA Council Member: Willie Banks (USA)

WA Council Member: Alberto Juantorena (CUB)

WA Council Member: Abbie Hoffman (CAN)



**V NACAC CHAMPIONSHIP AGE GROUP U13 & U15.  
Managua, Nicaragua. July 5-6, 2025**

---

## **ORGANIZATIONAL STRUCTURE**

The North American, Central American and Caribbean Athletics Association (NACAC) has assigned the organization of the NACAC Age Group Championships to the Nicaraguan Athletics Federation.

**The following people are responsible for the organization and coordination of the competition:**

John E. Sierra Castellanos. (PUR). Technical Delegate.

### **International Area Technical Officials.**

1. Carlos Clemente (ESA) - Chief
2. Héctor Cáceres (ESA)
3. Jeffrey Vélez (PUR)
4. Iván Méndez (NCA)

## **LOCAL ORGANIZING COMMITTEE**

- |                      |                                       |
|----------------------|---------------------------------------|
| 1. Xiomara Larios    | President of the Organizing Committee |
| 2. Daniel Sequeira   | International relations               |
| 3. Maryin Munguía    | Logistics Commission                  |
| 4. Douglas Gutiérrez | Technical Commission                  |
| 5. Claudia Medrano   | Accommodation Commission              |
| 6. Marisol Paiz      | Accreditation Commission              |
| 7. Freddy Hurtado    | Transport Commission                  |
| 8. Anielka Espinoza  | Financial Commission                  |
| 9. Moisés Ávalos     | Media Commission                      |
| 10. Julio Caldera    | Medical Commission                    |
| 11. Sandra Reyes     | Protocol and Awards Commission        |



**V NACAC CHAMPIONSHIP AGE GROUP U13 & U15.  
Managua, Nicaragua. July 5-6, 2025**

---

**COMPETITION**

- |   |                                      |
|---|--------------------------------------|
| 1. Douglas Gutiérrez                                    | Competition Director                 |
| 2. Sindy Carranza                                       | Meeting Director                     |
| 3. Roger Zamora   | Volunteer Manager                    |
| 4. Héctor Caceres (ESA)                                 | Photofinish                          |
| 5. Douglas López / Giovanni Beltran (ESA)               | Secretary of Competition and Results |
| 6. Allan Ayala (GUA)                                    | Announcer                            |
| 7. Michael Serralta (PUR)<br>Keith Joseph (VIN) + 1 TBA | Jury of Appeal                       |



**V NACAC CHAMPIONSHIP AGE GROUP U13 & U15.  
Managua, Nicaragua. July 5-6, 2025**

**1. GENERAL INFORMATION ABOUT NICARAGUA**

Number:	Nicaragua.
Location:	Central America
Surface:	130,375 km <sup>2</sup>
Population:	6.486.000
Language:	Spanish
Coin:	Córdoba
Electricity:	110v
Water quality:	No potable, use bottled water
Telephone:	Country Code: 505
Capital:	Managua
Altitude:	83 m.
Maximum temperature:	34° C.
Average temperature:	28° C
Minimum temperature:	22° C
International Airport:	Augusto Cesar Sandino International Airport (MGA)





## V NACAC CHAMPIONSHIP AGE GROUP U13 & U15. Managua, Nicaragua. July 5-6, 2025

---

### 2. INVITED COUNTRIES

#### **Member associations:**

Anguilla (AIA), Antigua and Barbuda (ANT), Aruba (ARU), Bahamas (BAH), Barbados (BAR), Belize (BIZ), Bermuda (BER), British Virgin Islands (BVI), Canada (CAN), Cayman Islands (CAY), Costa Rica (CRC), Cuba (CUB), Dominica (DMA), Dominican Republic (DOM), El Salvador (ESA), Grenada (GRN), Guatemala (GUA), Haiti (HAI), Honduras (HON), Jamaica (JAM), Mexico (MEX), Montserrat (MNT), **Nicaragua (NCA) Host Country**, Puerto Rico (PUR), Saint Kitts and Nevis (SKN), Saint Lucia (LCA), Saint Vincent and the Grenadines (VIN), Turks and Caicos Islands (TKS), United States of America (USA), U.S. Virgin Islands (ISV), Trinidad and Tobago (TTO).

#### **Associate Members:**

Curacao (CUR), Guadeloupe (GPE), Martinique (MTQ), St. Maarten (SXM)

### 3. AIRPORT INFORMATION

The arrival airport is Augusto Cesar Sandino (MGA), located 30 minutes from Managua. Delegations must send their arrival/departure time to the Organizing Committee as soon as possible in order to properly coordinate their reception.

Website: <https://www.eaai.com.ni/>

**AIRLINES THAT FLY TO NICARAGUA INCLUDE** . American Airlines, Copa Airlines, Avianca, Aeromexico, Spirit Airlines and United Airlines.

### **PASSPORT PRESENTATION / ACCREDITATION**

Upon arrival, all delegations will be transported to the accreditation center at the **Hilton Princess Hotel and Holiday Inn Convention Center**, where athletes will be asked to present their travel documents.

Accreditation will be open:

Friday, July 4 9:00am - 12:00pm

***LOC officers at the Accreditation Center will verify the passport and travel documents of all competitors. These will be returned as soon as possible, after verification of age, by the LOC and the Technical Delegate.***



**V NACAC CHAMPIONSHIP AGE GROUP U13 & U15.  
Managua, Nicaragua. July 5-6, 2025**

---

**ACCOMMODATION**

Delegations, coaches and delegates will be accommodated at the **HILTON PRINCESS HOTEL** in ***double, triple and quadruple rooms.***



Website:

[https://www.hiltonhotels.com/es\\_XM/nicaragua/hilton-princess-managua/](https://www.hiltonhotels.com/es_XM/nicaragua/hilton-princess-managua/)

[https://www.ihg.com/holidayinn/hotels/us/en/managua/mgajs/hoteldetail?cm\\_mmc=GoogleMaps--HI--NI--MGAJ](https://www.ihg.com/holidayinn/hotels/us/en/managua/mgajs/hoteldetail?cm_mmc=GoogleMaps--HI--NI--MGAJ)





**V NACAC CHAMPIONSHIP AGE GROUP U13 & U15.  
Managua, Nicaragua. July 5-6, 2025**

**ACCOMMODATION RATE AND TEAM SIZE**

There will be a lodging tax of **US\$150.00** per team member. This must be paid at the accreditation center before accreditation of the equipment is allowed. The levy will cover the period from **12:00 noon on Friday, July 4 to 12:00 noon on Monday, July 7 (3 nights)**. Accommodation outside the official period will be at the expense of each delegation.

The number of team officials accompanying each delegation will be limited as follows:

▪	1 competitor	1 Team Official
▪	2 - 5 competitors	2 officials
▪	6 - 8 competitors	4 officials

***If a team wishes to accommodate additional officials in the accommodation provided by the Organizing Committee, the fee for these additional officials will be US\$150.00 per person per day.***

***Delegations must inform the local organizing committee of travel plans so that the reception committee can be present at the airport.***

**PAYMENT METHOD:** It will be paid in US dollars at the time of accreditation, no delegation will be able to use lodging, food and internal transportation, as long as the registration is not canceled.

**TRANSPORT**

Round-trip transportation will be provided from the airport to the hotel and from the hotel to the competition area. During the check-in process, you will receive the transport schedule.

**MEALS – SCHEDULE**

- Breakfast at the Hotel (6:00 – 8:00 a.m.)
- Lunch at the Hotel (12:00 – 2:00 p.m.)
- Dinner at the Hotel (7:00 – 9:00 p.m.)



## V NACAC CHAMPIONSHIP AGE GROUP U13 & U15. Managua, Nicaragua. July 5-6, 2025

---

### **MEDICAL INFORMATION**

Medical facilities will be available to provide necessary medical services. The medical service (FIRST AID) is free; However, it will be the participant's responsibility to pay for any additional specialized services, including ambulance, emergency room, specialist medical consultation, hospitalization, surgery, medical procedures, laboratory, x-rays, special studies, and physical therapy treatments.

The Official  
Hospital is:

#### **Hospital Fernando Vélez Paiz**

Located 10 minutes from the Carretera Sur Stadium Km 6 1/2, Managua - Managua  
Tel: +505 2298 0320.

### **MEDICAL AND LIFE INSURANCE**

Each country, according to WA rules, is responsible for the insurance of the participants in its delegation. Member associations are responsible for taking out insurance that covers the illness or injury/life of members of their delegation and/or team when they travel internationally.

Team leaders will be asked to confirm that all athletes are medically fit to participate and must have a list of any recent medications/allergies/illnesses/injuries from all team members. Medical forms, including blood type, must be available to the event doctor in case they are needed in the event of injury or illness during the event.



## V NACAC CHAMPIONSHIP AGE GROUP U13 & U15. Managua, Nicaragua. July 5-6, 2025

---

### **VISAS**

All countries should check with the nearest Nicaraguan Embassy or Consulate to confirm if a VISA, other documentation, or fees are required to enter.

The Organising Committee will make every effort to assist the Federations in obtaining their visas, but must follow the procedures and allow sufficient processing to take place. A letter of invitation will be provided if required. Please inform the LOC in advance.

#### **Citizens with passports:**

**Antigua and Barbados, Bahamas, Barbados, Belize, Canada, Dominican Republic, Panama, Puerto Rico, Mexico, Saint Vincent and the Grenadines, Saint Lucia, Saint Kitts and Nevis, Trinidad and Tobago, United States.**

Anguilla, Bermuda, Cayman Islands, Monserrat (with UK passport)  
Martinique, Saint Barthélemy, Saint Martin (with French passport),  
Virgin Islands (with a United States passport),


Note: Categories "A" are exempt from visas, with a right to stay of 90 days extendable until completing 180 days.

#### **Citizens with passports: Dominica, Grenada, and Jamaica.**

Note: Category "B", require consular visa without consultation or border visa, with the right to stay for 30 days, extendable until 90 days are completed.

#### **Citizens with passports: Cuba and Haiti,**

Note: Category "C" requires a consular visa consulted, with the right to stay for 30 days, extendable until 90 days are completed.

 In all cases, to enter the national territory they must comply with immigration and health requirements.



## V NACAC CHAMPIONSHIP AGE GROUP U13 & U15. Managua, Nicaragua. July 5-6, 2025

---

### LEGAL

### TENDER

The legal tender of Nicaragua is the Córdoba (37 Córdobas = 1 USD)

### NATIONAL FLAGS

Each delegation is requested to provide two national flags for the competition and decoration of the award ceremony. Flags must measure 1.20m x 0.80m and 3m x 2m respectively. They will be flown in the stadium during competitions.

## 4. TECHNICAL INFORMATION

### FINAL REGISTRATIONS – COMPETITION DAYS

- **Friday, May 9:** Confirmation of participation.
- **Friday, May 30:** Closing of numerical registrations (number of athletes and officials).
- **Friday, June 13:** Final registration and travel information closes (officially).
- **Day 1: Friday, July 4:** Official arrival of the delegations (at noon).  
**Friday, July 4:** Technical Meeting at 7:00 p.m . Holiday Hotel.
- **Day 2: Saturday 5th July:** Competition Sessions 1 & 2
- **Day 3: Sunday 6th July:** Competition Sessions 3 & 4
- **Day 4: Monday, July 7:** Official departure of the delegations (at noon)

The final registration deadline is midnight on **Friday, June 13, 2025 (Nicaragua time)**. Entries must be emailed to [nca@mf.worldathletics.org](mailto:nca@mf.worldathletics.org)

Send CC to Technical Delegate [johnsierra@live.com](mailto:johnsierra@live.com)

Contact Us @: **+505.2266.4480 Federation Offices / +505.8775.6640 Xiomara Larios - Federation President**  
**+1 (787).363.0829 John E. Sierra Castellanos (Technical Delegate)**



**V NACAC CHAMPIONSHIP AGE GROUP U13 & U15.  
Managua, Nicaragua. July 5-6, 2025**

**COMPETITION STADIUM**

The Athletics Stadium is located in the Nicaraguan Institute of Sports, Plaza España, it has a Level 2 (WA) certified synthetic track Conica brand with 8 lanes, two pits for Long Jump, 2 Shot Put Circles, lane for Ball Throw and areas for High Jump. The warm-up zone is located in the west area of the stadium.



**COMPETITION BIBS (NUMBERS)**

Each athlete will be assigned three (3) competition bibs that must be visibly worn on the chest and back during the competition (except for Jumps)- Athletes without bibs will not be able to enter the competition area. The numbers should not be bent or cut. The third number will be used in the athlete's bag.



## V NACAC CHAMPIONSHIP AGE GROUP U13 & U15. Managua, Nicaragua. July 5-6, 2025

---

### **TECHNICAL MEETING**

The technical meeting will take place **on Friday, July 4 at 7:00 p.m.** at the Holiday Inn Hotel. Questions of a technical nature must be submitted to the Technical Delegate by teams on the prescribed form, **no later than 2:00 p.m. on July 4.** Absolutely no questions will be accepted in the room during the technical meeting.

The Technical Delegate will chair the meeting, which will be held in Spanish and translated into English. No more than two (2) delegates from each participating team may attend the meeting.

### **AGENDA – TECHNICAL MEETING**

1. Welcome
2. Presentation of the officials present
3. General information about schedules, bar climbing, protest, awards ceremony, opening and closing ceremonies
4. Response to the Delegation's Questions (Tabled)
5. Presentation of the Jury of Appeal
6. Closing

NOTE: Before the meeting, each delegate will receive the athletes' bibs and review the registration lists.

### **EVENT RESULTS**

As soon as the results are collected, they will be posted to the dashboards and made available to teams on the site <https://atletismonicaragua.revsys.net/EventosNew.aspx>



**V NACAC CHAMPIONSHIP AGE GROUP U13 & U15.  
Managua, Nicaragua. July 5-6, 2025**

---

# **NACAC AGE GROUP TECHNICAL RULES 2025**

## **ENTRIES**

- Each team may register two competitors in each combined event per category.
- A maximum of eight (8) athletes will be accepted in the 4 categories per country.
- A country can enter a team in one of the categories and be eligible to win the championship in that category.
- Countries that are unable or unwilling to register full teams in the various categories may register an individual athlete in any category. No country may register more than two athletes in any category.

## **EVENTS AND CATEGORIES**

### **U13 CATEGORY - PENTATHLON**

**11 - 12 years old, born between January 1, 2013 and December 31, 2014.**

Events: **60-meter dash, 800/1000-meter, long jump, high jump, baseball throw.**

*Note: Athletes 10 years of age or younger (born in 2015 or later) and athletes 13 years of age or older (born in 2010 or earlier) will not be eligible to participate in this category.*

### **U15 CATEGORY - HEPTATHLON**

**13 - 14 years old, born between January 1, 2011 and December 31, 2012.**

Events: **80-meter dash, 1000/1200-meter dash, 60/80-meter hurdles, long jump, high jump, baseball throw, and shot put.**

*Note: Athletes 12 years of age or younger (born in 2013 or later) and athletes 15 years of age or older (born in 2010 or earlier) will not be eligible to participate in this category.*



## V NACAC CHAMPIONSHIP AGE GROUP U13 & U15. Managua, Nicaragua. July 5-6, 2025

---

### 1. RULES AND SCORING

Except where otherwise specified, NACAC Age Group Combined Event Scoreboards will be used. Photofinish equipment will be used for track events.

### 2. SPRINTS EVENTS:

- 60 meter
- 80 meter
- 60 meters hurdles (girls)
- 80m hurdles (men)

Girls' hurdles measurements: (6 hurdles) height: 0.76mts - 30"

- ✓ Exit at the 1st hurdle 12.00 meters
- ✓ Between hurdles 8.00 meters
- ✓ Last hurdle to the finish line 8.00 meters

Men's hurdle measurements: (8 hurdles) height: 0.84mts - 33"

- ✓ Exit to 1st hurdle 13.00 meters
- ✓ Between hurdles 8.50 meters
- ✓ Last hurdle to the finish line 7.50 meters

- **Starting blocks are optional, but all athletes must start sprint events in a crouch position. Athletes will receive 2 commands in English: "on your marks" and "set" before shooting.**

- Each competitor will be entitled to two (2) false starts; If the athlete has a third false start, the athlete will be disqualified.
- In track events, competitors will have to stay within their assigned lane and could be disqualified for running outside their lanes.



## V NACAC CHAMPIONSHIP AGE GROUP U13 & U15. Managua, Nicaragua. July 5-6, 2025

---

### **3. HIGH JUMP**

Each competitor is entitled to complete three (3) attempts at each height, starting the jump on two consecutive occasions without completing the jump will constitute an attempt and will be taken as a foul.

The starting heights for each category will be:

- Boys 11-12            1.10 mts
- Boys 13-14           1.25 mts
- Girls 11-12           1.00 mts
- Girls 13-14           1.15 mts

The bar will be raised as follows:

- 5 cm until there are three (3) competitors left.
- 3 cm until the event is completed.

### **4. LONG JUMP**

- The take-off board will be white and must be 1.22 m long and 30 cm wide.
- The take-off board must be positioned at least 2.00 m away from the landing pit.
- Each competitor will have the right to make three (3) attempts.

### **5. BASEBALL THROW**

- An official baseball (5 oz or 150 g) will be used.
- The throw must be executed over the shoulder.
- Each competitor will have the right to make three (3) attempts.



## V NACAC CHAMPIONSHIP AGE GROUP U13 & U15. Managua, Nicaragua. July 5-6, 2025

---

### 6. SHOT PUT

- The weight of the Shot is 3kg.
- Each competitor will be entitled to make three (3) attempts.
- The competitor will use the full technique or the final phase.

### 7. RELAYS

- A mixed 4x100m relay will be run for each category. (U13 and U15)
- The relay must be composed of two (2) boys and two (2) girls
- The order of the team is decided by each team (e.g. boy, girl, boy, girl)
- The exchange area shall be thirty (30) meters and there shall be no pre-zone or acceleration zone.
- No points will be awarded for relays. However, medals will be awarded to the first three (3) places in each category.

### AWARDS AND SCORES

Scoring will be made according to the games score tables for the NACAC age group competition. The prizes will be awarded as follows:

- a) A Gold, Silver and Bronze medal will be awarded for the **first three places in each individual event** in each category. Competitors who finish **4th through 8th place** in each event will receive a medal.
- b) A trophy will be awarded to the **first three INDIVIDUAL overall winners of each category** with the highest total number of points accumulated in the entire competition. **TOTAL 12 TROPHIES (4 categories)**
- c) A trophy will be awarded to the **first three TEAMS in each category** with the highest total number of points accumulated in the entire competition. **TOTAL 12 TROPHIES (4 categories)**
- d) A trophy will be awarded to the **COUNTRY with the total sum** of all points in all categories. This will include both men's and women's divisions. **1 TROPHY**

# 5th NACAC U13 & U15 Championship

Managua, Nicaragua - Olympic Stadium IND

Saturday 5th and Sunday 6th July 2025



## Participantes por Equipo



### Anguilla

#	Nombre del Atleta	Dorsal	Pruebas	Categ	Sexo	Nacimiento
1	Ajanique Ishmella BOWENS	# <b>201</b>	4x100mix , Penta	U13	F	24/1/2013
2	Amarni Comarqui WEBSTER	# <b>274</b>	4x100mix , Hepta	U15	M	1/11/2011
3	Brayan Steven CURIEL	# <b>273</b>	4x100mix , Hepta	U15	M	18/10/2011
4	Codeyjah A`Juniah CONNOR	# <b>202</b>	4x100mix , Penta	U13	F	30/4/2013
5	Cynne Jaelyn LIBURD	# <b>203</b>	4x100mix , Hepta	U15	F	22/9/2011
6	Keandre´Tamari MILLS	# <b>271</b>	4x100mix , Penta	U13	M	20/10/2013
7	Saniya Keyna RICHARDS	# <b>204</b>	4x100mix , Hepta	U15	F	26/9/2012
8	Shamoi Ki´Marley BURTON	# <b>272</b>	4x100mix , Penta	U13	M	10/12/2013

# 5th NACAC U13 & U15 Championship

Managua, Nicaragua - Olympic Stadium IND

Saturday 5th and Sunday 6th July 2025



## Participantes por Equipo



### Antigua & Barbuda

#	Nombre del Atleta	Dorsal	Pruebas	Categ	Sexo	Nacimiento
1	Aliyah Zendaya WILLIAMS	# 205	4x100mix , Penta	U13	F	3/9/2013
2	Chance DEGANNES	# 278	4x100mix , Hepta	U15	M	5/7/2011
3	Geron HENRY	# 277	4x100mix , Hepta	U15	M	10/10/2011
4	Gideon David ROBERTS	# 275	4x100mix , Penta	U13	M	20/6/2013
5	Kiarah Kemiesha SIMON	# 206	4x100mix , Penta	U13	F	2/12/2013
6	Leann Stella JOSEPH	# 208	4x100mix , Hepta	U15	F	3/5/2011
7	Mariann Angel WHITE	# 207	4x100mix , Hepta	U15	F	6/10/2011
8	Nickquan Christopher WEBSTER	# 276	4x100mix , Penta	U13	M	10/10/2013

# 5th NACAC U13 & U15 Championship

Managua, Nicaragua - Olympic Stadium IND

Saturday 5th and Sunday 6th July 2025



## Participantes por Equipo



### Aruba

#	Nombre del Atleta	Dorsal	Pruebas	Categ	Sexo	Nacimiento
1	Dy-Angely Omaira COURTAR	# <b>210</b>	4x100mix , Penta	U13	F	3/4/2014
2	Fabial Justin HARRIOT	# <b>281</b>	4x100mix , Hepta	U15	M	24/10/2011
3	Kendall Roswald TROMP	# <b>282</b>	4x100mix , Hepta	U15	M	8/9/2012
4	Maeyson Rydell KOCK	# <b>279</b>	4x100mix , Penta	U13	M	24/8/2013
5	Nathan Isaiah DUNDAS	# <b>280</b>	4x100mix , Penta	U13	M	29/11/2013
6	Quionny Sheriene NAAR	# <b>212</b>	4x100mix , Hepta	U15	F	10/12/2011
7	Sarah Cassandra MADURO	# <b>211</b>	4x100mix , Hepta	U15	F	27/1/2011
8	Zailah Zoey LANOY	# <b>209</b>	4x100mix , Penta	U13	F	4/2/2014

# 5th NACAC U13 & U15 Championship

Managua, Nicaragua - Olympic Stadium IND

Saturday 5th and Sunday 6th July 2025



## Participantes por Equipo



### Bahamas

#	Nombre del Atleta	Dorsal	Pruebas	Categ	Sexo	Nacimiento
1	Aiden Keishon KNOWLES	# <b>283</b>	4x100mix , Penta	U13	M	20/6/2014
2	Antonio Ayiden HANNA	# <b>284</b>	4x100mix , Penta	U13	M	15/6/2013
3	Emmile Amare HIGGINS	# <b>285</b>	4x100mix , Hepta	U15	M	21/3/2011
4	Jazae Sarai JOHNSON	# <b>215</b>	4x100mix , Hepta	U15	F	10/1/2011
5	Justin James SHEPERD	# <b>286</b>	4x100mix , Hepta	U15	M	11/10/2011
6	Kian Rashan DUNCOMBE	# <b>214</b>	4x100mix , Penta	U13	F	21/2/2013
7	Mikyla Jeanette SEARS	# <b>213</b>	4x100mix , Penta	U13	F	25/3/2013
8	Symiah Corday STRACHAN	# <b>216</b>	4x100mix , Hepta	U15	F	28/3/2011

# 5th NACAC U13 & U15 Championship

Managua, Nicaragua - Olympic Stadium IND

Saturday 5th and Sunday 6th July 2025



## Participantes por Equipo



### Barbados

#	Nombre del Atleta	Dorsal	Pruebas	Categ	Sexo	Nacimiento
1	Ajalah Josiah CUMBERBATCH	# <b>290</b>	4x100mix , Hepta	U15	M	13/1/2011
2	Alex Messi JONES-IFILL	# <b>288</b>	4x100mix , Penta	U13	M	23/1/2014
3	Janae Shamiah BELGRAVE	# <b>218</b>	4x100mix , Penta	U13	F	11/9/2013
4	Natarie Jaidon LAVINE	# <b>287</b>	4x100mix , Penta	U13	M	15/3/2013
5	Rejada Ariel HINDS	# <b>219</b>	4x100mix , Hepta	U15	F	28/2/2012
6	Shakobi Shakur GITTENS	# <b>289</b>	4x100mix , Hepta	U15	M	8/9/2011
7	Siearra Geianne BURROWES	# <b>220</b>	4x100mix , Hepta	U15	F	12/12/2011
8	Zaniyah Roshanna BROWNE	# <b>217</b>	4x100mix , Penta	U13	F	6/5/2013

# 5th NACAC U13 & U15 Championship

Managua, Nicaragua - Olympic Stadium IND

Saturday 5th and Sunday 6th July 2025



## Participantes por Equipo



### Bermuda

#	Nombre del Atleta	Dorsal	Pruebas	Categ	Sexo	Nacimiento
1	Chanz MARTIN	# 294	4x100mix , Hepta	U15	M	21/1/2011
2	Chaz SWAN Edmead	# 330	4x100mix , Hepta	U15	M	28/1/2011
3	Gebre Allen VICKERS	# 292	4x100mix , Penta	U13	M	3/8/2013
4	Jordyn Nelody LEWIS	# 222	4x100mix , Penta	U13	F	19/6/2014
5	Kierra Sarai BROADLEY-SAMUELS	# 221	4x100mix , Penta	U13	F	12/4/2014
6	Orion Sinclair MEDEIROS	# 291	4x100mix , Penta	U13	M	21/1/2013
7	Zaria Shantia CODRINGTON	# 223	4x100mix , Hepta	U15	F	13/9/2011
8	Zaylee Sadelle LAWRENCE	# 224	4x100mix , Hepta	U15	F	14/8/2011

# 5th NACAC U13 & U15 Championship

Managua, Nicaragua - Olympic Stadium IND

Saturday 5th and Sunday 6th July 2025



## Participantes por Equipo



### British Virgin Islands

#	Nombre del Atleta	Dorsal	Pruebas	Categ	Sexo	Nacimiento
1	Bryson Daniel WALTERS	# 297	4x100mix , Hepta	U15	M	28/4/2011
2	Caedon Arlington FRAITES	# 298	4x100mix , Hepta	U15	M	2/10/2011
3	D´Karai A´Vonte PRESCOTT	# 295	4x100mix , Penta	U13	M	21/9/2013
4	Giuliana Sapphyre FAULKNER	# 225	4x100mix , Penta	U13	F	18/6/2013
5	Roshanna Shevern LENNON	# 226	4x100mix , Penta	U13	F	30/5/2013
6	T´Keiya Marie SMITH	# 227	4x100mix , Hepta	U15	F	13/7/2011
7	Taylor Rhennie PHIPPS	# 296	4x100mix , Penta	U13	M	21/3/2013
8	Tiffany Aaliyah HERBERT	# 228	4x100mix , Hepta	U15	F	1/9/2011

# 5th NACAC U13 & U15 Championship

Managua, Nicaragua - Olympic Stadium IND

Saturday 5th and Sunday 6th July 2025



## Participantes por Equipo



### Cayman Islands

#	Nombre del Atleta	Dorsal	Pruebas	Categ	Sexo	Nacimiento
1	Aiden WILSON	# 299	4x100mix , Penta	U13	M	5/7/2013
2	Carianne LAVINE	# 231	4x100mix , Hepta	U15	F	10/6/2011
3	Danielle WEBSTER	# 229	4x100mix , Penta	U13	F	28/8/2014
4	Izayah WELLINGTON	# 300	4x100mix , Penta	U13	M	10/3/2014
5	Jacquelyn DOUGLAS	# 230	4x100mix , Penta	U13	F	27/1/2013
6	Krishmar SANTOKIE	# 302	4x100mix , Hepta	U15	M	3/6/2012
7	Oshawney JOHNSON	# 301	4x100mix , Hepta	U15	M	26/3/2012
8	Tais CONOLLY	# 232	4x100mix , Hepta	U15	F	24/2/2012

# 5th NACAC U13 & U15 Championship

Managua, Nicaragua - Olympic Stadium IND

Saturday 5th and Sunday 6th July 2025



## Participantes por Equipo

---



### Costa Rica

#	Nombre del Atleta	Dorsal	Pruebas	Categ	Sexo	Nacimiento
1	Yazdani Saul CONTRERAS Carranza	# 303	Hepta	U15	M	31/1/2011

# 5th NACAC U13 & U15 Championship

Managua, Nicaragua - Olympic Stadium IND

Saturday 5th and Sunday 6th July 2025



## Participantes por Equipo



### Cuba

#	Nombre del Atleta	Dorsal	Pruebas	Categ	Sexo	Nacimiento
1	Meelany CASTRO Beltrán	# <b>233</b>	Penta	U13	F	6/1/2013
2	Nahomi LAUGART Salvador	# <b>234</b>	Hepta	U15	F	22/10/2011
3	Oslandys DOMÍNGUEZ Morejón	# <b>305</b>	Hepta	U15	M	11/4/2011
4	Robert Luis CHARLOT Hernández	# <b>304</b>	Penta	U13	M	22/2/2013

# 5th NACAC U13 & U15 Championship

Managua, Nicaragua - Olympic Stadium IND

Saturday 5th and Sunday 6th July 2025



## Participantes por Equipo



### Curacao

#	Nombre del Atleta	Dorsal	Pruebas	Categ	Sexo	Nacimiento
1	Amiel Kervin ANTONIO	# 309	4x100mix , Hepta	U15	M	23/4/2012
2	Anhais Esselyn AHRENDT	# 236	4x100mix , Penta	U13	F	16/8/2014
3	Gwayne Mac-Lennon REINITA	# 308	4x100mix , Hepta	U15	M	29/4/2011
4	Gyanelle Irene UN	# 238	4x100mix , Hepta	U15	F	22/3/2011
5	Kenzo Quincy IGNACIA	# 307	4x100mix , Penta	U13	M	2/12/2014
6	Niaviv Wina MATRONA	# 237	4x100mix , Hepta	U15	F	2/2/2011
7	Ny-An Kaize CAROLINA	# 235	4x100mix , Penta	U13	F	7/1/2014
8	Sagier David MARTIS	# 306	4x100mix , Penta	U13	M	8/4/2014

# 5th NACAC U13 & U15 Championship

Managua, Nicaragua - Olympic Stadium IND

Saturday 5th and Sunday 6th July 2025



## Participantes por Equipo



### El Salvador

#	Nombre del Atleta	Dorsal	Pruebas	Categ	Sexo	Nacimiento
1	Adriana Sofía BERMUDEZ Suazo	# 239	Hepta	U15	F	7/2/2011

# 5th NACAC U13 & U15 Championship

Managua, Nicaragua - Olympic Stadium IND

Saturday 5th and Sunday 6th July 2025



## Participantes por Equipo



### Grenada

#	Nombre del Atleta	Dorsal	Pruebas	Categ	Sexo	Nacimiento
1	Anthony Jamal CADORE Phillip	# 313	4x100mix , Hepta	U15	M	27/3/2011
2	Deshawn Ajani OLIVER	# 312	4x100mix , Hepta	U15	M	15/1/2012
3	Dominique Amari JOSEPH	# 240	4x100mix , Penta	U13	F	28/9/2013
4	Ethan Christian GUNPOT	# 310	4x100mix , Penta	U13	M	20/3/2013
5	Giovonni Keion CHARLES	# 311	4x100mix , Penta	U13	M	3/4/2013
6	Kaelynna Candice MODESTE	# 243	4x100mix , Hepta	U15	F	26/5/2012
7	Leah-Rose Catherine CHARLES	# 241	4x100mix , Penta	U13	F	1/1/2013
8	Sidney Remy DOUGLAS	# 242	4x100mix , Hepta	U15	F	5/3/2011

# 5th NACAC U13 & U15 Championship

Managua, Nicaragua - Olympic Stadium IND

Saturday 5th and Sunday 6th July 2025



## Participantes por Equipo



### Honduras

#	Nombre del Atleta	Dorsal	Pruebas	Categ	Sexo	Nacimiento
1	Jeffry Dariel REYES Padilla	# 314	Penta	U13	M	13/7/2013
2	Luka Santhiago SARAVIDA Argeñal	# 315	Hepta	U15	M	17/1/2012
3	Suletu Ixakbal RICHARDS-SIU	# 244	Penta	U13	F	10/9/2013
4	Suri Arleth AGUILERA Canales	# 245	Hepta	U15	F	7/8/2012

# 5th NACAC U13 & U15 Championship

Managua, Nicaragua - Olympic Stadium IND

Saturday 5th and Sunday 6th July 2025



## Participantes por Equipo



### Jamaica

#	Nombre del Atleta	Dorsal	Pruebas	Categ	Sexo	Nacimiento
1	Danelia Deondra CLARKE	# 248	4x100mix , Hepta	U15	F	30/4/2011
2	Daquan Jamal DAWKINS	# 318	4x100mix , Hepta	U15	M	25/5/2011
3	Dashanelle Derrica CLARKE	# 249	4x100mix , Hepta	U15	F	24/8/2011
4	Davere Wilbert WALKER	# 317	4x100mix , Penta	U13	M	16/6/2013
5	Doneila Brianna SPEED	# 247	4x100mix , Penta	U13	F	20/5/2013
6	Jenoi Jenelle DALEY	# 246	4x100mix , Penta	U13	F	14/2/2013
7	Nahjeir Kevado FRANCIS	# 319	4x100mix , Hepta	U15	M	4/9/2011
8	Ricardo Raheem GRANVILLE	# 316	4x100mix , Penta	U13	M	12/12/2013

# 5th NACAC U13 & U15 Championship

Managua, Nicaragua - Olympic Stadium IND

Saturday 5th and Sunday 6th July 2025



## Participantes por Equipo



### Nicaragua

#	Nombre del Atleta	Dorsal	Pruebas	Categ	Sexo	Nacimiento
1	Abner Fabian MARENCO Chavarría	# 322	4x100mix , Hepta	U15	M	7/9/2011
2	Abril POHEHAUS	# 253	4x100mix , Hepta	U15	F	1/1/2011
3	Andrea Jimena CASTILLO Lacayo	# 252	4x100mix , Hepta	U15	F	4/4/2011
4	Caleb Francisco ESTRADA Acevedo	# 320	4x100mix , Penta	U13	M	16/5/2013
5	Diego CASTILLO Atha	# 321	4x100mix , Penta	U13	M	3/3/2013
6	Elena Sinaí RUIZ	# 251	4x100mix , Penta	U13	F	12/6/2014
7	Erick Tadeo MORALES Cornejo	# 323	4x100mix , Hepta	U15	M	31/10/2012
8	Milagros Guadalupe FLORES Bonilla	# 250	4x100mix , Penta	U13	F	23/9/2014

# 5th NACAC U13 & U15 Championship

Managua, Nicaragua - Olympic Stadium IND

Saturday 5th and Sunday 6th July 2025



## Participantes por Equipo



## República Dominicana

#	Nombre del Atleta	Dorsal	Pruebas	Categ	Sexo	Nacimiento
1	Crisleidys RODRIGUEZ De Leon	# 257	4x100mix , Hepta	U15	F	26/6/2011
2	Eliam Antonio MESA Silverio	# 327	4x100mix , Penta	U13	M	8/5/2013
3	Fernando Steven REYES Peña	# 324	4x100mix , Penta	U13	M	21/1/2013
4	Ismael GAVINO Vasquez	# 325	4x100mix , Hepta	U15	M	12/8/2011
5	Jisbell Maria JAVIER	# 254	4x100mix , Penta	U13	F	22/7/2013
6	Maikel CUELLO Thelor	# 326	4x100mix , Hepta	U15	M	4/1/2011
7	Paola GARCIA Tejeda	# 255	4x100mix , Penta	U13	F	31/8/2013
8	Rosmary JIMENEZ Aybar	# 256	4x100mix , Hepta	U15	F	21/3/2011

# 5th NACAC U13 & U15 Championship

Managua, Nicaragua - Olympic Stadium IND

Saturday 5th and Sunday 6th July 2025



## Participantes por Equipo



### Saint Maarten

#	Nombre del Atleta	Dorsal	Pruebas	Categ	Sexo	Nacimiento
1	Joleen Kiyomi TOMLIN	# <b>258</b>	4x100mix , 4x100mix , Hepta	U15	F	20/7/2011
2	Nahjah Denicio WYATTE Muñoz	# <b>328</b>	4x100mix , 4x100mix , Hepta	U15	M	2/12/2011
3	Nessiah Denicio WYATTE Munoz	# <b>331</b>	4x100mix , 4x100mix , Hepta	U15	M	2/12/2011
4	Shadwayna Annakay GUMBS	# <b>259</b>	4x100mix , 4x100mix , Hepta	U15	F	18/12/2011

# 5th NACAC U13 & U15 Championship

Managua, Nicaragua - Olympic Stadium IND

Saturday 5th and Sunday 6th July 2025



## Participantes por Equipo



### St Kitts And Nevis

#	Nombre del Atleta	Dorsal	Pruebas	Categ	Sexo	Nacimiento
1	Asharvin HENRY	# 1		U13	M	23/4/2013
2	Barakah WIGLEY	# 261		U13	F	18/5/2014
3	Devaunte WILLIAMS			U13	M	28/9/2013
4	Kazaii RAWLINS	# 332		U15	M	15/6/2011
5	Kirklynn HARRIS	# 260		U13	F	17/9/2013
6	Liondre LIDDIE	# 333		U15	M	16/4/2011
7	Trishana O'DONAHUE	# 262		U15	F	2/8/2011
8	Zakeedra MORTON	# 263		U15	F	17/10/2012

# 5th NACAC U13 & U15 Championship

Managua, Nicaragua - Olympic Stadium IND

Saturday 5th and Sunday 6th July 2025



## Participantes por Equipo

---



### St. Vincent & The Grenadines

#	Nombre del Atleta	Dorsal	Pruebas	Categ	Sexo	Nacimiento
1	Ariel Jessica STEPHENS	# 265	Hepta	U15	F	28/11/2011
2	Christian Jaiden DUNCAN	# 334	Penta	U13	M	26/1/2013
3	Kingroy Fillran HEPBURN	# 335	Hepta	U15	M	14/11/2011
4	Naailah Azziza STEVENSON	# 264	Penta	U13	F	18/11/2014

# 5th NACAC U13 & U15 Championship

Managua, Nicaragua - Olympic Stadium IND

Saturday 5th and Sunday 6th July 2025



## Participantes por Equipo



### Trinidad And Tobago

#	Nombre del Atleta	Dorsal	Pruebas	Categ	Sexo	Nacimiento
1	Azzirion WILLIAMS	# 337		U13	M	14/1/2014
2	Daija REID	# 268		U15	F	16/1/2011
3	Gloria HENRY	# 266		U13	F	3/1/2013
4	Jafari EDWARDS	# 338		U15	M	2/2/2011
5	Jeremiah HECTOR	# 336		U13	M	4/3/2013
6	Kerlon HENRY	# 339		U15	M	7/1/2011
7	Ryanna REGIS	# 269		U15	F	19/1/2011
8	Shania BAYNES	# 267		U13	F	6/3/2013

# 5th NACAC U13 & U15 Championship

Managua, Nicaragua - Olympic Stadium IND

Saturday 5th and Sunday 6th July 2025

Participantes por Equipo



## Turks And Caicos Islands

#	Nombre del Atleta	Dorsal	Pruebas	Categ	Sexo	Nacimiento
1	Makai Ma´Quan FORBES	# 340	Hepta	U15	M	13/4/2011