

# CHICAGO • USA

host to the *Third*

## PAN AMERICAN GAMES 1959

August 27th - September 7th



"Friendship Through Sports"

**OFFICIAL BULLETIN**  
**BOLETIN OFICIAL**



# PAN AMERICAN SPORTS ORGANIZATION



Members of the PASO Executive Committee with Mayor Daley: Avery Brundage, Chairman International Olympic Committee and Kenneth L. Wilson, President US Olympic Committee.

The twenty-nine American Countries eligible to participate Olympic Games make up the Pan American Sports Organization. It is the agency responsible for planning and carrying out the Pan American Games.

The governing Sports Congress is made up of

delegates from the member countries. The Congress decides the program and location for the games. The Sports Congress also selects members of the Executive Committee, which administers events, carries out regulations and handles funds.

## PAN AMERICAN SPORTS ORGANIZATION EXECUTIVE COMMITTEE

**Honorary President**  
Avery Brundage  
United States

**Honorary President**  
Gen. Jose de J. Clark  
Mexico

**President**  
Douglas F. Roby  
United States

**1st Vice President**  
Dr. Hector Paysse Reyes  
Uruguay

**2nd Vice President**  
Jose Beracasa  
Venezuela

**Secretary**  
Rafael de J. Iglesias  
Cuba

**Treasurer**  
Mordy S. L. Maduro  
Netherlands Antilles

**Members:**  
Manuel Roy  
Panama  
Prof. Antonio Estopier E.  
Mexico  
Augusto Putzeys  
Guatemala

**Chancellor**  
Enrique C. Aguirre  
Mexico

## MEMBER COUNTRIES NATIONAL OLYMPIC COMMITTEES

**Argentina**  
Dr. Jose Oriani, *President*

**Bahamas**  
The Hon. Sir George W. Kelly Roberts

**Bermuda**  
James Murray, *Honorary Secretary*

**Bolivia**  
Gral. Armando Prudencio, *President*

**Brazil**  
Dr. Antonio dos Reis Carneiro, *Secretary*

**British Guiana**  
Percival A. Cummings, *President*

**Canada**  
Allan M. McGavin, *Chairman*  
(Pan American Games Committee)

**Chile**  
Dr. Alejandro Rivera Bascur, *President*

**Colombia**  
Cor. Leopoldo Uribe

**Costa Rica**  
Dr. Antonio Escarre, *President*

**Cuba**  
Dr. Porfirio Franca Echarte, *President*

**Dominican Republic**  
Dr. Rodolfo Bonetti Burgos, *President*

**Dutch Guiana**  
National Olympic Committee

**Ecuador**  
Cor. Carlos Cuví Cevallos, *Secretary*

**El Salvador**  
Gral. Fidel Rodriguez Quintanilla

**Guatemala**  
Lic. Roberto Ortiz y Ortiz

**Haiti**  
Charles Fequiere, *President*

**Honduras**  
Dr. Federico Fortin A., *Secretary*

**Mexico**  
Dr. M. Marte R. Gomez, *President*

**Netherlands Antilles**  
M. S. L. Maduro, *President*

**Nicaragua**  
Teniente Carlos Garcia, *Secretary*

**Panama**  
Dr. Anibal Illueca Sibauste, *President*

**Paraguay**  
Dr. Pablo Gorostiaga, *President*

**Peru**  
Ing. Luis Marrou Correa, *President*

**Puerto Rico**  
Dr. Julio E. Monagas, *President*

**United States of America**  
Kenneth L. "Tug" Wilson, *President*

**Uruguay**  
Dr. Hector Paysse Reyes

**Venezuela**  
Dr. Julio Bustamante

**The West Indies**  
H. N. Walker, *Honorary Secretary*

# CHAMPIONSHIP SUMMARIES - MEN'S ATHLETICS

## 100 METERS RUN

Place	Name of Contestant	Representing	Time
1st	Ray Norton	United States	:10.3
2nd	Mike Agostini	West Indies	:10.4
3rd	Enrique Figueroa	Cuba	:10.5
4th	Robert Poynter	United States	:10.5
5th	Dennis Johnson	West Indies	:10.6

## 200 METERS RUN

Place	Name of Contestant	Representing	Time
1st	Ray Norton	United States	:20.6★
2nd	Lester Carney	United States	:21.1
3rd	Mike Agostini	West Indies	:21.1
4th	Vance Robinson	United States	:21.2
5th	Luis Vega	Puerto Rico	:21.3
6th	Basil Ince	West Indies	:21.6

★ New Pan American record. Old record :20.7, J. Rodney Richard, United States, 1955. Equals World and American record around one turn, Andy Stanfield, United States, 1951, 1952. Thane Baker, United States, 1956. Bobby Morrow, United States, 1956.

## 400 METERS RUN

Place	Name of Contestant	Representing	Time
1st	George Kerr	West Indies	:46.1
2nd	Basil Ince	West Indies	:46.4
3rd	Mal Spence	West Indies	:46.6
4th	Dave Mills	United States	:46.7
5th	Ivan Rodriguez	Puerto Rico	:47.0
6th	Jack Yerman	United States	:47.9

## 800 METERS RUN

Place	Name of Contestant	Representing	Time
1st	Thomas Murphy	United States	1:49.4★
2nd	George Kerr	West Indies	1:49.4
3rd	Anthony Seth	British Guiana	1:49.7
4th	Mel Spence	West Indies	1:50
5th	William Cunliffe	United States	1:51.5
6th	Stan Worsfield	Canada	1:52.4

★ New Pan American record. Old record 1:49.7, Arnold Sowell, United States, 1955.

## 1500 METERS RUN

Place	Name of Contestant	Representing	Time
1st	Dyrol Burleson	United States	3:49.1★
2nd	James Grelle	United States	3:49.9
3rd	Edward Moran	United States	3:50.1
4th	Ramon Sandoval	Chile	3:51.9
5th	Randy Mason	Canada	3:54.0
6th	Jose Luna	Mexico	3:58.1

★ New Pan American record. Old record 3:53.1, Juan Miranda, Argentina, 1955.

## 3000 METERS STEEPLECHASE

Place	Name of Contestant	Representing	Time
1st	Phil Coleman	United States	8:56.4★
2nd	Charles Jones	United States	8:56.6
3rd	Alfredo Tinoco	Mexico	8:58.0
4th	Sebastiao Mendez	Brazil	9:02.2
5th	George Young	United States	9:07.8
6th	Alberto Cariz	Argentina	9:08.0

★ New Pan American record. Old record 9:32.0, Curtis Stone, United States, 1951.

## 5000 METERS RUN

Place	Name	Representing	Time
1st	William Dellinger	United States	14:28.4★
2nd	Osualdo Suarez	Argentina	14:28.6
3rd	Doug Kyle	Canada	14:33
4th	Alfredo Tinoco	Mexico	14:43.8
5th	George Depeanca	British Guiana	14:57
6th	Eligio Galicia	Mexico	.. . . .

★ New Pan American record. Old record 14:57.2, Ricardo Bralo, Argentina, 1951.

## 10,000 METERS RUN

Place	Name of Contestant	Representing	Time
1st	Osualdo Suarez	Argentina	30:17.2
2nd	Doug Kyle	Canada	30:18
3rd	Robert Soth	United States	30:21.8
4th	George De Peana	British Guiana	31:16
5th	Gordon Dickson	Canada	31:18
6th	Alex Breckenridge	United States	31:40.6

## MARATHON RUN

Place	Name of Contestant	Representing	Time
1st	John Kelly	United States	2:27:54.2★
2nd	James Green	United States	2:32:17.0
3rd	Gordon Dickson	Canada	2:36:18.6
4th	Alfred Confalone	United States	2:38:53.0
5th	Juan Silva	Chile	2:42:34.6
6th	Macario Subuyuj	Guatemala	2:42:39.4

★ New Pan American record. Old record 2:35:00.2, Delfo Cabrera, Argentina, 1951.

## 110 METERS HURDLES

Place	Name of Contestant	Representing	Time
1st	Hayes Jones	United States	:13.6
2nd	Lee Calhoun	United States	:13.7
3rd	Elias Gilbert	United States	:14.0
4th	Evaristo Iglesias	Cuba	:14.6
5th	Lazaro Betancourt	Cuba	:14.6
6th	Wilson Gomez Carniere	Brazil	:14.9

## 400 METERS HURDLES

Place	Name of Contestant	Representing	Time
1st	Josh Culbreath	United States	:51.2
2nd	Richard Howard	United States	:51.3
3rd	Clifton Cushman	United States	:53.0
4th	Anubis Ferraz	Brazil	:53.4
5th	Ulises Dos Santos	Brazil	:53.4
6th	Victor Maldonado	Venezuela	:53.4

## 400 METERS RELAY

Place	Name of Contestants	Representing	Time
1st	Hayes Jones, Robert Poynter, William Woodhouse, Ray Norton	United States	:40.4
2nd	Emilio Romero, Lloyd Murad, Clide Bonas, Rafael Romero	Venezuela	:41.1
3rd	Dennis Johnson, Cliff Bertrand, Wilton Jackson, Mike Agostini	West Indies	:41.1
4th	Alfonso Da Silva, Paulo Da Fonseca, Jorge Da Fonseca, Jose Da Voelco	Brazil	:41.6
5th	Manual Rivera, Ruben Diaz, Ivan Rodriguez, Felix Antonetti	Puerto Rico	:41.7
6th	Lynn Eves, George Short, Gordon Thorlaksson, Harry Jerome	Canada	:41.9

## 1600 METERS RELAY

Place	Name of Contestants	Representing	Time
1st	Mal Spence, Mel Spence, Basil Ince, George Kerr	West Indies	3:05.3★
2nd	Eddie Southern, Josh Culbreath, Jack Yerman, Dave Mills	United States	3:05.8
3rd	Ramon Zayas, Jossue Cains, Ivan Rodriguez, Manuel Rivera	Puerto Rico	3:12.4
4th	Argemiro Rogue, Joho Sobrinho, Anubis Ferraz, Ulisses Dos Santos	Brazil	3:16.1
5th	Jose Losano, Gonzalo Genzales, Jorge Hernandez, Juan Cruz	Mexico	3:18.0
6th	Stan Worsfold, George Shepherd, Allen Andrews, Harry Jerome	Canada	3:18.3

★ New Pan American record. Old record 3:07.2, United States, Jesse Mashburn, Lonnie Spurrier, James Lea, Louis Jones, 1955.

## CHAMPIONSHIP SUMMARIES – MEN'S ATHLETICS

### HIGH JUMP

Place	Name of Contestant	Representing	Height
1st	Charles Dumas	United States	6' 10½"
2nd	Robert Gardner	United States	6' 8¼"
3rd	Ernie Haisley	West Indies	6' 7"
4th	Theodoro Flores	Guatemala	6' 6"
5th	Errol Williams	United States	6' 4¾"
6th	Gerald Brisson	Haiti	6' 2½"
Tie	Paulo Oliveira	Brazil	6' 2½"

### BROAD JUMP

Place	Name of Contestant	Representing	Distance
1st	Irvin Roberson	United States	26' 2"
2nd	Greg Bell	United States	24' 11¼"
3rd	Lester Bird	West Indies	24' 5¾"
4th	Joel Wiley	United States	24' 4½"
5th	Roberto Porcell	Mexico	23' 1½"
6th	Julio Llera Morales	Puerto Rico	22' 10"

### POLE VAULT

Place	Name of Contestant	Representing	Height
1st	Don Bragg	United States	15' 2½"
2nd	James Graham	United States	14' 2"
3rd	Rolando Cruz	Puerto Rico	14' 2"
4th	Ronald Morris	United States	14' 2"
5th	Ruben Cruz	Puerto Rico	13' 10½"
6th	Robert Reid	Canada	13' 3"
Tie	David Linekin	Canada	13' 3"

### HOP, STEP AND JUMP

Place	Name of Contestant	Representing	Distance
1st	Adhemar Da Silva	Brazil	52' 2"
2nd	Herman Stokes	United States	50' 6"
3rd	William Sharpe	United States	50' ½"
4th	Jack Smyth	Canada	49' 7¼"
5th	Victor Hernandez	Cuba	48' 1¼"
6th	Pedro Comacho	Puerto Rico	48' 1¼"

### JAVELIN THROW

Place	Name of Contestant	Representing	Distance
1st	Buster Qist	United States	231' 3½"★
2nd	Phillip Conley	United States	229' 5½"
3rd	Albert Cantello	United States	229' ½"
4th	Juris Laipenieks	Chile	196' 5½"
5th	Luis Zarate	Peru	184' 6½"
6th	Brigido Ariarte	Argentina	173' 11½"

★ New Pan American record. Old record 228' 11", Franklin Held, United States, 1955.

### DISCUS THROW

Place	Name of Contestant	Representing	Distance
1st	Al Oerter	United States	190' 8½"★
2nd	Richard Cochran	United States	178' 7"
3rd	Parry O'Brien	United States	170' 1"
4th	Lambertus Revel-Bout	Neth. Antilles	157' 7¼"
5th	Herman Haddad	Chile	152' 4"
6th	Enrique Helf	Argentina	149' 11¼"

★ New Pan American record. Old record 174' 2½", Fortune Gordien, United States, 1955.

### HAMMER THROW

Place	Name of Contestant	Representing	Distance
1st	Harold Connolly	United States	195' 11½"★
2nd	Albert Hall	United States	195' 11"
3rd	Robert Backus	United States	195' 6½"
4th	Roberto Chap	Brazil	183' 1"
5th	Bruno Strohmeier	Brazil	177' 2½"
6th	Daniele Ceriali	Venezuela	173'

★ New Pan American record. Old record 180' 1¾", Robert Backus, United States, 1955.

### SHOT PUT

Place	Name of Contestant	Representing	Distance
1st	Parry O'Brien	United States	62' 5½"★
2nd	Dallas Long	United States	60' 8½"
3rd	David Davis	United States	55' 9½"
4th	Enrique Helf	Argentina	50' 8½"
5th	Stanley Reike	Canada	49' 11½"
6th	Isolino Tabordo	Brazil	48' 9½"

★ New Pan American record. Old record 57' 8½", Parry O'Brien, United States, 1955.

## CHAMPIONSHIP SUMMARIES – WOMEN'S ATHLETICS

### 60 METERS RUN

Place	Name of Contestant	Representing	Time
1st	Isabelle Daniels	United States	:07.4★
2nd	Barbara Jones	United States	:07.4
3rd	Carlotta Gooden	Panama	:07.4
4th	Martha Hudson	United States	:07.4
5th	Maureen Rever	Canada	:07.5
6th	Jean Holmes	United States	:07.7

★ Equals Pan American record established by Carlotta Gooden, Panama in preliminary heat.

### 100 METERS RUN

Place	Name of Contestant	Representing	Time
1st	Lucinda Williams	United States	:12.1
2nd	Wilma Rudolph	United States	:12.3
3rd	Carlotta Gooden	Panama	:12.3
4th	Valarie Jerome	Canada	:12.6
5th	Sally McCallum	Canada	:12.6
6th	Heather Campbell	Canada	:12.8

### 200 METERS RUN

Place	Name of Contestant	Representing	Time
1st	Lucinda Williams	United States	:24.2
2nd	Isabelle Daniels	United States	:24.8
3rd	Sally McCallum	Canada	:25.1
4th	Heather Campbell	Canada	:25.5
5th	Louise Mead	United States	:26.2
6th	Patricia Cole	Canada	:26.4

### 80 METERS HURDLES

Place	Name of Contestant	Representing	Time
1st	Berta Diaz	Cuba	:11.2★
2nd	Wanda Dos Santos	Brazil	:11.5
3rd	Marian Munroe	Canada	:11.5
4th	Barbara Mueller	United States	:11.5
5th	Patricia Power	Canada	:11.5
6th	Shirley Crowder	United States	:11.8

★ New Pan American record. Old record Barbara Mueller, United States :11.4 in preliminary heat.



## CHAMPIONSHIP SUMMARIES – WOMEN'S ATHLETICS

### BROAD JUMP

Place	Name of Contestant	Representing	Distance
1st	Annie Smith	United States	18' 9¼"★
2nd	Margaret Matthews	United States	18' 9½"
3rd	Willye White	United States	18' 8½"
4th	Maureen Rever	Canada	17' 3½"
5th	Eliana Gaete	Chile	16' 5"
6th	Iris Dos Santos	Brazil	15' 11¼"

★ New Pan American record. Old record 17' 9-38", Breatriz Kretchmer, Chile, 1951.

### HIGH JUMP

Place	Name of Contestant	Representing	Height
1st	Ann Flynn	United States	5' 3¼"
2nd	Alice Whitty	Canada	4' 11"
Tie			
3rd	Renato Frederichs	Chile	
4th	Martha Roniger	United States	4' 11"
5th	Nelly Gomez	Chile	4' 9"
6th	Maria De Lima	Brazil	4' 9"

NOTE: Final order of placing determined on least number of misses.

### DISCUS THROW

Place	Name of Contestant	Representing	Distance
1st	Earlene Brown	United States	161' 9½"★
2nd	Pamela Kurrell	United States	138' 5"
3rd	Marjorie Larney	United States	138' 4½"
4th	Alejandrina Herrera	Cuba	133' 10½"
5th	Pradelia Delgado	Chile	129' 9½"
6th	Marie Depree	Canada	127' 6"

★ New Pan American record. Old record 141' 8-3/8", Ingeborg Mello De Preiss, Argentina, 1955.

### SHOT PUT

Place	Name of Contestant	Representing	Distance
1st	Earlene Brown	United States	48' 2"★
2nd	Sharon Shepherd	United States	44' 2¼"
3rd	Wanda Wojagrowicz	United States	43'
4th	Vera Trezoitko	Brazil	41' 4½"
5th	Pradelia Delgado	Chile	39' 6½"
6th	Renata Frederichs	Chile	35' 11½"

★ New Pan American record. Old record 40' 10 1/8", Ingeborg De Preiss, Argentina, 1951.

### JAVELIN THROW

Place	Name of Contestant	Representing	Distance
1st	Marlene Ahrens	Chile	143' 10½"
2nd	Marjorie Larney	United States	143' 2½"
3rd	Amelia Wood	United States	140' 11½"
4th	Margaret Scholler	United States	130' 11"
5th	Marlene Silva	Chile	128' 1½"
6th	Sylvia Sambrano	Panama	109' 4"

### 400 METERS RELAY

Place	Name of Contestants	Representing	Time
1st	Isabelle Daniels, Wilma Rudolph, Barbara Jones, Lucinda Williams	United States	:46.4★
2nd	Marcela Daniel, Jean Holmes, Silvia Hunte, Carlotta Gooden	Panama	:48.2
3rd	Heather Campbell, Maureen Rever, Sally McCallum, Valerie Jerome	Canada	:48.5
4th	Odette Valentino, Iris Dos Santos, Wanda Dos Santos, Maria De Lima	Brazil	:51.8
5th	Guillermina Pena, Alicia Cardenas, Yolanda Vinocourt, Rosalia Ridaura	Mexico	:52.3

★ New Pan American record. Old record :47.1, United States, 1955. Isabelle Daniels, Mabel Landry, Mae Faggs, Barbara Jones.

## CHAMPIONSHIP SUMMARIES – BASEBALL

### PRELIMINARY ROUND SCORES

Venezuela	11	United States	6
Puerto Rico	14	Nicaragua	4
Cuba	9	Dominican Republic	3
Mexico	5	Costa Rica	1
Costa Rica	2	Brazil	0
United States	2	Mexico	1
Puerto Rico	8	Cuba	1
United States	9	Brazil	2
Dominican Republic	9	Nicaragua	3
Venezuela	14	Brazil	1
United States	28	Costa Rica	0
Puerto Rico	5	Dominican Republic	4
Cuba	5	Nicaragua	4
Venezuela	14	Costa Rica	2
Mexico	8	Brazil	2
Mexico	3	Venezuela	0

### GROUP A STANDINGS

	W	L
Puerto Rico	3	0
Cuba	2	1
Dominican Republic	1	2
Nicaragua	0	3

### GROUP B STANDINGS

	W	L
Venezuela	3	1★
United States	3	1
Mexico	3	1
Costa Rica	1	3
Brazil	0	4

★ Venezuela won the draw for 1st place position. United States defeated Mexico 7 to 6 in a special playoff for 2nd place position.

### CHAMPIONSHIP ROUND SCORES

Venezuela	6	Cuba	5
Venezuela	3	United States	2
Venezuela	6	Puerto Rico	2
Puerto Rico	9	United States	5
United States	3	Cuba	2
Puerto Rico	4	Cuba	3

### CHAMPIONSHIP STANDINGS

	W	L	
Venezuela	3	0	
Puerto Rico	2	1	Venezuela Champion
United States	1	2	
Cuba	0	3	

# CHAMPIONSHIP SUMMARIES - BASEBALL

## CONSOLATION ROUND SCORES

Mexico automatically awarded 5th place.

Costa Rica	7	Nicaragua	4
Costa Rica	13	Brazil	8
Nicaragua	7	Dominican Republic	6
Dominican Republic	9	Costa Rica	5
Dominican Republic	NG	Brazil	NG

NG - No game played.

## CONSOLATION ROUND STANDINGS

	W	L
Costa Rica	2	1
Nicaragua	2	1
Dominican Republic	1	1
Brazil	0	2

## COMBINED STANDINGS

	W	L	PCT.
1. Venezuela .....	6	1	.857
2. Puerto Rico .....	5	2	.714
3. United States .....	4	3	.571
4. Cuba .....	2	4	.333
5. Mexico .....	3	2	.600*
6. Costa Rica .....	3	3	.500
7. Dominican Republic .....	2	3	.400
8. Nicaragua .....	2	4	.333
9. Brazil .....	0	6	.000

Automatic 5th place due to drawing for position in playoffs.  
Mexico defeated by the United States 7 to 6 for Championship round playoff position

# CHAMPIONSHIP SUMMARIES

## BASKETBALL WOMEN

### SCORES OF ROUND ROBIN SCHEDULE

United States	45	Brazil	43
Canada	46	Mexico	43
Chile	55	Canada	28
Brazil	78	Mexico	48
United States	70	Mexico	36
Brazil	58	Chile	56
Brazil	78	Canada	50
United States	55	Chile	38
Chile	39	Mexico	34
United States	93	Canada	73
United States	68	Brazil	48
Mexico	37	Canada	35
Chile	47	Canada	30
Brazil	81	Mexico	46
United States	64	Mexico	32
Brazil	67	Chile	47
Brazil	57	Canada	43
United States	66	Chile	41
Chile	63	Mexico	48
United States	65	Canada	28

### Final Team Standings

	W	L
United States	8	0
Brazil	6	2
Chile	4	4
Canada	1	7
Mexico	1	7

## BASKETBALL MEN

### SCORES OF ROUND ROBIN GAME SCHEDULES

Puerto Rico	103	Cuba	58
United States	93	Canada	73
Mexico	67	El Salvador	51
United States	89	Puerto Rico	57
Brazil	87	Cuba	48
Mexico	50	Brazil	49
Canada	68	El Salvador	49
Puerto Rico	76	El Salvador	55
United States	114	Cuba	46
Brazil	60	Canada	53
Mexico	79	Cuba	54
Puerto Rico	83	Canada	66
United States	101	El Salvador	42
Brazil	89	El Salvador	66
Puerto Rico	87	Mexico	63
United States	101	Mexico	57
Canada	74	Cuba	51
Cuba	76	El Salvador	75
Brazil	79	Puerto Rico	78
Mexico	68	Canada	64
United States	93	Brazil	79

### FINAL STANDINGS

	W	L	POINTS	OPPONENTS POINTS
United States .....	6	0	591	354
* Puerto Rico .....	4	2	484	410
* Brazil .....	4	2	443	388
* Mexico .....	4	2	383	406
Canada .....	2	4	398	404
Cuba .....	1	5	333	532
El Salvador .....	0	6	338	476

\* Team positions determined by point differential among teams involved.

## CHAMPIONSHIP SUMMARIES - BOXING

### FLYWEIGHT - 112 1/2 LBS.

Placing	Name of Contestant	Representing
1st	Miguel Angel Botto	Argentina
2nd	Jose Neves	Brazil
3rd	Tito Armando Blanco	Venezuela
4th	Heiji Shimabakura	United States

#### RESULTS OF BOUTS.

##### Quarter-Finals:

Heiji Shimabakura, United States TKO'd Juan Arroyo, Puerto Rico, 2nd round. Jose Neves, Brazil, TKO'd Fabian Esquivel, Mexico, 1st round. Tito Blanco, Venezuela, TKO'd Reinaldo Seguel, Chile, 1st round. Miguel Angel Botto, Argentina, decisioned Reinaldo Montilla, Dominican Republic.

##### Semi-Finals:

Jose Neves, Brazil, decisioned Heiji Shimabakura, United States, 2nd round. Miguel Angel Botto, Argentina, decisioned Tito Blanco, Argentina, 1st round.

##### Finals:

Miguel Angel Botto, Argentina, decisioned Jose Neves, Brazil, 1st round. Third place: Tito Armando Blanco, Venezuela by default.

### BANTANWEIGHT - 119 LBS.

Placing	Name of Contestant	Representing
1st	Waldo Miro Claudiano	Brazil
2nd	Carlos Ruben Canate	Argentina
3rd	Petros Spanakos	United States
4th	Luis Alberto Moreno	Venezuela

#### RESULTS OF BOUTS.

##### Preliminary Round:

Hector Diaz, Dominican Republic decisioned Antonio Perez, Nicaragua.

##### Quarter-Finals:

Carlos Ruben Canate, Argentina, decisioned Hector Diaz, Dominican Republic. Luis Alberto Moreno, Venezuela, TKO'd Sergio Robles, Chile, 1st round. Walomiro Claudiano, Brazil decisioned Alphonse Chabot, Canada. Petros, United States, TKO'd Lorenzo Palacios, Mexico, 2nd round.

##### Semi-Finals:

Carlos Ruben Canate, Argentina, decisioned Luis Alberto Moreno, Venezuela, 2nd round. Waldomiro, Brazil, decisioned Petros Spanakos, United States.

##### Finals:

Waldo Miro Claudiano, Brazil decisioned Carlos Ruben Canate, Argentina, 1st round. Third Place Petros Spanakos, United States, default.

### FEATHERWEIGHT - 125 LBS.

Placing	Name of Contestant	Representing
1st	Carlos A. Aro	Argentina
2nd	Charles Brown	United States
3rd	Mario Garate	Chile
4th	Enrique Garmury	Cuba

#### RESULTS OF BOUTS:

##### Preliminary Round:

Rafael Navarro, Puerto Rico, decisioned Juan Rodriguez, Mexico.

### FEATHERWEIGHT - 125 LBS. (Continued)

##### Quarter-Finals:

Mario Garata, Chile, decisioned Rafael Navarro, Puerto Rico. Carlos Alberto Aro, Argentina, TKO'd Efiranio Fana, Dominican Republic, 1st round. Enrique Garmury, Cuba, decisioned Gabreille Mancini, Canada. Charles Brown, United States, decisioned Jose Andrad de Cruz, Brazil.

##### Semi-Finals:

Carlos Albert Aro, Argentina, TKO'd Mario Garata, Chile, 1st round. Charles Brown, United States, TKO'd Enrique Garmury, Cuba, 2nd round.

##### Finals:

Carlos Alberto Aro, Argentina, decisioned Charles Brown, United States. Third place, Mario Garate, Chile, default.

### LIGHTWEIGHT - 132 LBS.

Placing	Name of Contestant	Representing
1st	Abel Ricardo Laudino	Argentina
2nd	Gualberto Gutierrez	Uruguay
3rd	Mario Romero	Venezuela
4th	Julio Blanco	Nicaragua

#### RESULTS OF BOUTS:

##### Preliminary Round:

Luis Silva, Chile decisioned, Ruben Munoz, Mexico. Gualberto Gutierrez, Uruguay, decisioned Raoul Sarrazin, Canada.

##### Quarter-Finals:

Gualberto Gutierrez, Uruguay, decisioned Luis Silva, Chile. Julio Blanco, Nicaragua decisioned Luis Rivera, Puerto Rico. Mario Romero, Venezuela, decisioned Etelvino de Lima, Brazil. Abel Ricardo Laudino decisioned Harry Campbell, United States.

##### Semi-Finals:

Gualberto Gutierrez, Uruguay decisioned Julio Blanco, Nicaragua. Abel Ricardo Laudino, Argentina, decisioned Mario Romero, Venezuela.

##### Finals:

Abel Ricardo Laudino, Argentina decisioned Gualberto Gutierrez, Uruguay. Mario Romero, Venezuela decisioned Julio Blanco, Nicaragua.

### LIGHTWELTERWEIGHT - 139 LBS.

Placing	Name of Contestant	Representing
1st	Vincent Shomo	United States
2nd	Luis Ramon Aranda	Argentina
3rd	Humberto Dip	Mexico
4th	Francisco Sanchez	Dominican Republic

#### RESULTS OF BOUTS:

##### Preliminary Round:

Vincent Shomo, United States, TKO'd Joaquin, Chile, 1st round. Jorge Salomao, Brazil decisioned Benito Lasso, Panama.

##### Quarter-Finals:

Vincent Shomo, United States by default from Jorge Salomao, Brazil. Humberto Dip, Mexico decisioned Daniel Berrios, Puerto Rico. Francisco Sanchez, Dominican Republic decisioned Daniel Bravo, Venezuela. Luis Ramon Arand, Argentina decisioned Rigoberto Alfonso, Cuba.



# 3RD PAN AMERICAN GAMES



*Chicago, Illinois, U.S.A.*  
*August 27th to September 7th, 1959*







C. D. Werner    Percy M. Beard    Bill Bowerman    Ed P. Hurt    Ralph H. Colson    Powell Moorhead    John T. Core

## U. S. Pan American Team Achieved Virtual Monopoly in Games With 18 Championships

**H**AILED in advance by head coach Charles D. (Chick) Werner as "probably the greatest track and field team ever assembled," the forces of the United States made the prophecy look good in the Third Pan American Games at Chicago in 1959.

Led by the long-striding Ray Norton, a triple medalist in the sprints, the USA squad captured 18 of the 22 championships, swept 1-2-3 in seven of the events, and also harvested 16 silver and nine bronze medals.

In the first hemispheric competition at Buenos Aires, Argentina, in 1951, the USA won 14 of the 24 championships. In the second Games in the one-and-a-half-mile altitude at Mexico City in 1955, the Yanks annexed 16 of the 22 titles.

The first Games were held during the Argentine summer and the USA winter. The second Games were held in the late winter and early spring. The third Games, Aug. 27-Sept. 7 were the first in which the USA was able to have its top athletes compete for team places according to the Olympic tryout method.

The results showed it. On the brick red running strip and the emerald green infield of mammoth Soldier Field, the Americans accounted for 15 of the 17 Pan American records and tied another. The two other record-breaking performances were scored by the West Indies Federation's American-trained 1,600-meter relay quartet and Argentina's Osvaldo Suarez, who retained his 10,000-meter title.

The only Pan American standards to hold firm were the :10.3 in the 100 meters (tied by Ray Norton); the :14.0 in the 110-meter high hurdles (and only because a following wind barred a :13.6 feat) by Hayes Jones; the world record of :45.4 by Lou Jones in the 400 meters; the world record 54-foot 4-inch burst of Brazil's Adhemar da Silva in the hop, step and jump, and Roselyn Range's mighty 26-foot-4 1/8 broad jump.

Norton, a 23-year-old halfback from San Jose State, was the individual standout with his victories in the 100 and 200 meter (world record equalling :20.6) sprints and his anchor leg on the record-shattering 400 meter relay team. But this was expected on the basis of his consistently outstanding efforts prior to the Games.

There were other heroes and several surprises to lend excitement to the track and field portion. George Kerr, an Illinois senior from Jamaica, B. W. I., spearheaded a non-USA sweep of the 400-meter run and the record triumph in the 1,600-meter relay.

Although the 400 and the 1,600 relay are among the Americans' pet events, the results were not shocking upsets. The US athletes made up for these two losses by scoring surprising triumphs in the marathon (John J. Kelley), the 5,000 meters (Bill Dellinger), and finishing 1-2-3 in the 1,500, led by Dyrol Burleson.

In addition to the metric mile, the USA swept the 110 and 400-meter hurdles, the shot put, discus, hammer and javelin.

The only other non-US winner, in addition to Kerr, Suarez and the West Indies relay team, was the perennial hop, step and jump master, 32-year-old da Silva of Brazil. The two-time Olympic champion, although hampered by leg cramps, won the Pan Am crown for the third time. He covered 52 feet 2 inches.


Kelley's runaway victory in the marathon was the first for the United States in either Olympic or Pan American competition since the 1908 Olympics when Johnny Hayes was declared the winner after Italy's Pietro Dorando was disqualified.

Kelley, a 28-year-old school teacher from Groton, Conn., won the 26-mile, 385-yard event by about three quarters of a mile in record time of 2:27:54.2. Boston AA teammate Jim Green, also a school teacher, was second. Gordon Dickson of Canada

took third to prevent another US sweep but Al Confalone, a third member of the Boston AA, made it a memorable windup for the squad by finishing fourth in the field of 14. Eight of the starters went all the way.

Victory came to 5-foot 6-inch, 125-pound Kelley in his 13th marathon. "I guess it's my lucky number," he said.

In the oddest and most heart-breaking windup, Olympic champion



Harold Connolly was first declared the hammer throw winner only to eventually finish second to Al Hall, a Cornell graduate. Connolly had been credited with a Games' record of 195 feet 11 1/2 inches. Record feats, however, are re-measured by custom. On rechecking the throw, the officials found it measured a quarter-inch less. Since a quarter-inch doesn't count, Connolly's heave was cut to 195 feet 11 inches, tying him with Hall. Under international rules, Hall was declared the victor on the better second toss, 192 feet 4 1/2 inches to Connolly's 191 feet 5 inches. They share the Pan American record at 195 feet 11 inches.

Here's how the other championships were decided:

**100 METERS**—Norton won in record-tying :10.3. Mike Agostini of the West Indies Federation was second (:10.4) and Cuba's Enrique Figuerola third (:10.5). Bob Poynter, Norton's teammate from San Jose State, was fourth in :10.5. Norton's record time of :10.2 in the semi-final was not allowed because of a nine-mile assisting wind.

Continued on page 234

## MEN'S ATHLETICS

Continued from page 233

**200 METERS**—Norton broke the Games' record and tied the world mark for the race around one turn with a time of :20.6. He beat Les Carney of Ohio University by five yards. Mike Agostini of the West Indies was third and Vance Robinson of North Carolina College, fourth.

**400 METERS**—George Kerr, Illinois senior from Jamaica, scored by three yards over Basil Ince, Trinidad and Tufts, with Mal Spence, Jamaica and Arizona State, third. Kerr led the West Indies sweep with a time of :46.1. Mills, a Purdue sophomore, was fourth, Ivan Rodriguez of Puerto Rico fifth and Jack Yerman of California sixth. Eddie Southern of Texas was eliminated in the semi-final.

**800 METERS**—Tom Murphy of Manhattan College held off George Kerr's closing rush and won by inches in the record time of 1:49.4. Tony Seth, a Michigan student from British Guiana,

rallied to take third from Mel Spence of WIF. Ernie Cunliffe of Stanford, the early pace-setter, was fifth. Californian Jerome Walters dropped out with 200 meters to go.

**1,500 METERS**—Dyrol Burleson, 19-year-old Oregon freshman, led Jim Grelle, another Oregonian, and Ed Moran of Penn State in record time of 3:49.1. Burleson, who did the last lap in 56 seconds, was a six-yard victor.

**5,000 METERS**—Bill Dellinger, an Air Force man from Grants Pass, Ore., ran a heady race to upset defender Osvaldo Suarez of Argentina. The 25-year-old Oregon graduate remained close to the Argentine and then outkicked the favorite in a blazing finish, winning by the depth of his chest in a record 14:28.4. Doug Kyle of Canada was third. Navy Ensign Lew Stieglitz of West Hartford, Conn., was 11th. Air Force Lieut. Max Truex of Southern California didn't finish.

**10,000 METERS**—Osvaldo Suarez

of Argentina retained his crown by edging Canada's Doug Kyle in the record time of 30:17.2. Kyle was clocked in 30:18.0. Bob Soth of Drake and Long Beach, Calif., was third in 30:31.8. Alex Breckenridge, a Marine officer from Villanova, was seventh. Max Truex scratched.

**110-METER HIGH HURDLES**—Hayes Jones of Eastern Michigan made a head-long lunge at the cords to nip Olympic king Lee Calhoun of North Carolina College in :13.6. This bettered the record by four-tenths of a second but was not allowed because of a strong following wind. Elias Gilbert of Winston-Salem Teachers was third.

**400-METER LOW HURDLES**—Josh Culbreath, a 27-year-old school teacher from Morgan State, retained the title in record time of :51.2, beating Dick Howard of New Mexico U. by a tenth of a second. Cliff Cushman of Kansas took the bronze medal in :53.0.

Continued on page 238

## OFFICIAL SUMMARIES — MEN'S TRACK AND FIELD — 1959 PAN AMERICAN GAMES (SOLDIER'S FIELD, CHICAGO, ILL.)

### 100 METER DASH

#### FINAL RESULTS — SATURDAY, AUGUST 29

Place	Name of Contestant	Representing	Time
1	O. RAY NORTON	UNITED STATES	10.3*
2	Mike Agostini	West Indies Federation	10.4
3	Enrique Figuerola	Cuba	10.5
4	ROBERT POYNTER	UNITED STATES	10.5
5	Dennis Johnson	West Indies Federation	10.6
6	Rafael Romero	Venezuela	10.7
AR	WILLIAM WOODHOUSE	UNITED STATES	TNA
AR	Santiago Alaza	Mexico	TNA

\* Equals Pan American record set by J. Rodney Richard, USA, 1955.

#### QUALIFYING TRIALS — FRIDAY, AUGUST 28

Heat No. 1	Time	Heat No. 3	Time
1 Ray Norton, USA	10.6	1 Dennis Johnson, WIF	10.8
2 Clide Bonas, VEN	10.6	2 William Woodhouse, USA	10.8
3 Santiago Plaza, MEX	10.7	3 Joad Pires Sonrinho, BRZ	10.9
4 Enrique Figuerola, CUB	10.7	4 Ruben Diaz, PR	10.9
5 Lynn Eves, CAN	TNA	5 Lazaro Betancourt, CUB	TNA
6 M. M. J. Echeverry, URU	TNA	6 Lionel James, DOM	TNA
AR R. Man Luis Vega, PR	TNA	AR George Short, CAN	TNA
AR Roland Romain, HAI	TNA	AR Arturo Isasmendi, URU	TNA
Heat No. 2	Time	Heat No. 4	Time
1 Robert Poynter, USA	10.7	1 Mike Agostini, WIF	10.8
2 Jose de Conceicao, BRZ	10.8	2 Rafael Romero, VEN	10.8
3 Wilton Jackson, WIF	10.9	3 Manuel Rivera, PR	10.9
4 Harry Jerome, CAN	11.0	4 Luis Vienna, ARG	10.9
AR Alberto Torres, DOM	TNA	5 George de Barros, BRZ	TNA
AR Eduardo Krumm, CHI	TNA	6 Salvador Rivas, DOM	TNA
AR Horatio Esteves, VEN	TNA	AR Gerardo Rivera, PER	TNA
AR Jose Carrera, ECU	TNA	AR Arturo Flores, ECU	TNA

#### SEMI-FINALS — SATURDAY, AUGUST 29

Semi-Final No. 1	Time	Semi-Final No. 2	Time
1 Ray Norton, USA	10.2#	1 Robert Poynter, USA	10.5
2 Mike Agostini, WIF	TNA	2 William Woodhouse, USA	TNA
3 Rafael Romer, VEN	TNA	3 Enrique Figuerola, CUB	TNA
4 Santiago Plaza, MEX	TNA	4 Dennis Johnson, WIF	TNA
5 Manuel Rivera, PR	TNA	5 Jose de Conceicao, BRZ	TNA
AR Wilton Jackson, WIF	TNA	6 Clide Bonas, VEN	TNA
AR Horatio Esteves, VEN	TNA	7 Harry Jerome, CAN	TNA
AR Luis Vienna, ARG	TNA	8 Ruben Diaz, PR	TNA

#—Not allowed, 9-mile assisting wind.

TNA—time not available.

### 200 METER DASH

#### FINAL RESULTS — MONDAY, AUGUST 31

Place	Name of Contestant	Representing	Time
1	O. RAY NORTON	UNITED STATES	20.6*
2	LESTER CARNEY	UNITED STATES	21.1
3	Mike Agostini	West Indies Federation	21.1
4	VANCE ROBINSON	UNITED STATES	21.2
5	Luis Vega	Puerto Rico	21.3
6	Basil Ince	West Indies Federation	21.6

\* New Pan American record (old mark was 20.7 set by J. Rodney Richard, USA, 1955). Also equals world and American mark for race around one turn (by Andy Stanfield, 1951-1952, Thane Baker and Bobby Morrow, 1956, all of USA).

#### QUALIFYING TRIALS — SUNDAY, AUGUST 30

Heat No. 1	Time	Heat No. 3	Time
1 Ray Norton, USA	21.9	1 Vance Robinson, USA	21.6
2 Mike Agostini, WIF	21.9	2 Wilton Jackson, WIF	21.9
3 Manuel C. Rivera, PR	22.0	3 Jose de Conceicao, BRZ	22.0
4 Jorge M. DeBarros, BRZ	22.1	4 Enrique Figuerola, CUB	22.2
5 Gordon Thorlaksson, CAN	TNA	5 Lloyd Murad, VEN	TNA
X Emilio Romero, VEN	Scratched	AR H. M. J. Echeverry, URU	TNA
AR Ivan Rodriguez, PR			TNA
Heat No. 2	Time	Heat No. 4	Time
1 Luis Ramon Vega, PR	21.8	1 Lester Carney, USA	21.6
2 Basil Ince, WIF	21.8	2 Harry Jerome, CAN	22.1
3 Rafael Romero, VEN	21.9	3 Santiago Plaza, MEX	22.2
4 Luis Vienna, ARG	21.9	4 Joad P. Sonrinho, BRZ	22.2
5 George Short, CAN	22.7	5 Lionel Mudi, DOM	22.9
6 Salvador Rivas, COM	23.0	6 Eduardo Krumm, CHI	23.4
7 Arturo Flores, ECU	TNA	X A. Isasmendi, URU	Scratched

#### SEMI-FINALS — SUNDAY, AUGUST 30

Semi-Final No. 1	Time	Semi-Final No. 2	Time
1 Luis Vega, PR	21.4	1 Ray Norton, USA	21.1
2 Mike Agostini, WIF	21.5	2 Basil Ince, WIF	21.4
3 Vance Robinson, USA	21.5	3 Lester Carney, USA	21.5
4 Rafael Romero, VEN	21.5	4 Wilton Jackson, WIF	21.9
5 Harry Jerome, CAN	21.8	5 Manuel Rivera, PR	21.9
6 Santiago Plaza, MEX	22.0	X Jose de Conceicao, BRZ	Scratched

TNA—Time not available. AR—Also ran.

### 400 METER DASH

#### FINAL RESULTS — TUESDAY, SEPTEMBER 1

Place	Name of Contestant	Representing	Time
1	George Kerr	West Indies Federation	46.1
2	Basil Ince	West Indies Federation	46.4
3	Mal Spence	West Indies Federation	46.6
4	DAVID MILLS	UNITED STATES	46.7
5	Ivan Rodriguez	Puerto Rico	47.0
6	JACK YERMAN	UNITED STATES	47.9

#### QUALIFYING TRIALS — MONDAY, AUGUST 31

Heat No. 1	Time	Heat No. 3	Time
1 Edward Southern, USA	48.4	1 George Kerr, WIF	47.9
2 Emigdio Torres, CUB	48.5	2 Jack Yerman, USA	48.4
3 Ovidio de Jesus, PR	49.1	3 Jose Villalunga, PR	49.3
4 Siegmund Ohlmann, CAN	49.7	4 Eulogio Garcia, PER	49.5
5 Hugo Krauss, CHI	50.3	5 Juan Gudinas, MEX	49.9
6 H. M. J. Echeverry, URU	51.4	6 Stan Worfold, CAN	50.3
7 Rafael Arcos, ECU	TNA	7 Argenira Rague, BRZ	TNA
Heat No. 2	Time	Heat No. 4	Time
1 David Mills, USA	48.0	1 Ivan Rodriguez, PR	47.7
2 Mal Spence, WIF	48.0	2 Basil Ince, WIF	48.4
3 Anubis Gerroz, BRZ	48.7	3 Emilio Romero, VEN	49.3
4 Gonzalo Genzales, MEX	50.6	4 Jorge Taran, MEX	50.8
5 Guillermo Racco, VEN	50.9	5 Jose Carrera, ECU	51.2
6 George Shepherd, CAN	53.0	6 Peter Ostermeyer, BRZ	TNA
X Anthony Seth, BRG	Scratched		

#### SEMI-FINALS — MONDAY, AUGUST 31

Semi-Final No. 1	Time	Semi-Final No. 2	Time
1 George Kerr, WIF	47.5	1 Mal Spence, WIF	47.2
2 David Mills, USA	47.9	2 Ivan Rodriguez, PR	47.4
3 Jack Yerman, USA	48.1	3 Basil Ince, WIF	47.5
4 Emigdio Torres, CUB	48.5	4 Edward Southern, USA	47.6
5 Ovidio de Jesus, PR	52.5	5 Anubis Gerroz, BRZ	48.4
X Jose Villalunga, PR	Scratched	6 Emilio Romero, VEN	49.4

X—Scratched. TNA—Time not available.



## 800 METER RUN

### FINAL RESULTS — SUNDAY, AUGUST 30

Place	Name of Contestant	Representing	Time
1	THOMAS MURPHY	UNITED STATES	1:49.4*
2	George Kerr	West Indies Federation	1:49.4
3	Anthony Seth	British Guiana	1:49.7
4	Mel Spence	West Indies Federation	1:50.0
5	WILLIAM CUNLIFFE	UNITED STATES	1:51.5
6	Stan Worsfold	Canada	1:52.4
7	Siegmar Ohlemann	Canada	TNA
X	JEROME WALTERS	UNITED STATES	DNF

\* New Pan American record (old mark was 1:49.7 set by Arnie Sowell, USA, 1955).

### QUALIFYING TRIALS — FRIDAY, AUGUST 28

Heat No. 1	Time	Heat No. 3	Time
1 George Kerr, WIF	1:52.9	1 Jerome Walters, USA	1:53.9
2 William Cunliffe, USA	1:53.8	2 Anthony Seth, BRG	1:54.0
3 Allen Andrews, CAN	1:54.0	3 Ramon Sandoval, CHI	1:54.4
4 J. Dellado, PR (Coins)	1:54.4	4 Jose Luna, MEX	1:54.5
5 Julie Lean, CHI	TNA	5 Siegmar Ohlemann, CAN	TNA
6 Jose Haradia, MEX	TNA	6 Argemiro Roque, BRZ	TNA
X Peter Ostermeyer, BRZ	Scratched	X Guillermo Rocco, VEN	Scratched
Heat No. 2	Time	X—Scratched	
1 Thomas Murphy, USA	1:52.5	DNF—Did not finish	
2 Mel Spence, WIF	1:53.6	TNA—Time not available	
3 Hugo Krauss, CHI	1:55.0	AR—Also ran	
4 Stan Worsfold, CAN	1:56.0		
5 Emigilio Torres, CUB	TNA		
6 Juan Arouso, ECU	TNA		
AR Anubis Ferraz, BRZ	TNA		
AR Ralph Gomez, BRG	TNA		

### SEMI-FINALS — SATURDAY, AUGUST 29

Semi-Final No. 1	Time	Semi-Final No. 2	Time
1 Thomas Murphy, USA	1:50.9	1 Jerome Walters, USA	1:51.1
2 Anthony Seth, BRG	1:51.7	2 George Kerr, WIF	1:51.6
3 Mel Spence, WIF	1:51.9	3 Siegmar Ohlemann, CAN	1:51.9
4 Stan Worsfold, CAN	1:52.2	4 William Cunliffe, USA	1:52.1
5 Josue Cains (Dellado) PR	1:52.7	5 Emigilio Torres, CUB	1:52.4
6 Hugo Krauss, CHI	1:53.4	6 Ramon Sandoval, CHI	1:55.0
7 Jose Luna, MEX	TNA	AR Allen Andrews, CAN	TNA
AR Julio Lean, CHI	TNA		

## 1500 METER RUN

### FINAL RESULTS — WEDNESDAY, SEPTEMBER 2

Place	Name of Contestant	Representing	Time
1	DYROL BURLISON	UNITED STATES	3:49.1*
2	JAMES GRELE	UNITED STATES	3:49.9
3	EDWARD MORAN	UNITED STATES	3:50.1
4	Ramon Sandoval	Chile	3:51.9
5	Randy Mason	Canada	3:54.0
6	Jose Luna	Mexico	3:58.1
7	Ralph Gomez	British Guiana	TNA
AR	Richard Vidal	Chile	TNA
AR	Alfonso Tinioco	Mexico	TNA
X	David Drybrough	Canada	DNF

\* New Pan American record (old mark was 3:53.1, set by Juan Miranda, Argentine, 1955).

### RESULTS OF SEMI-FINAL QUALIFYING TRIALS MONDAY, AUGUST 31

Semi-Final No. 1	Time	Semi-Final No. 2	Time
1 Randy Mason, CAN	3:58.7	1 David Drybrough, CAN	3:59.6
2 Ralph Gomez, BRG	3:59.8	2 Ramon Sandoval, CHI	3:59.8
3 Jose Luna, MEX	4:00.3	3 Edward Moran, USA	4:00.0
4 Richard Vidal, CHI	4:00.7	4 James Grele, USA	4:02.4
5 Dyrol Burlison, USA	4:02.6	5 Alfonso Tinioco, MEX	4:03.4
6 Jose Peres, MEX	4:10.2	6 Juan Arouso, ECU	4:12.8
7 Ducarmel Francois, HAI	TNA	X Sebastian Mendez, BRZ	Scratched
AR—Also ran.		X Josue Cains, PR	Scratched
		X—Did not finish (DNF).	
		TNA—Time not available.	

## 5000 METER RUN

### FINAL RESULTS — SUNDAY, AUGUST 30

Place	Name of Contestant	Representing	Time
1	WILLIAM DELLINGER	UNITED STATES	14:28.4*
2	Osvaldo Suarez	Argentina	14:28.6
3	Douglas Kyle	Canada	14:33.0
4	Alfredo Tinoco	Mexico	14:43.8
5	George Depeanca	British Guiana	14:57.0
6	Eligio Glaucia	Mexico	TNA
7	Domingo Amaizon	Argentina	TNA
8	Ricardo Vidal	Chile	TNA
9	Guadalupe Jimenez	Mexico	TNA
10	Luis Sandoval	Argentina	TNA
11	LEWIS STIEGLITZ	UNITED STATES	TNA
12	Jesus Queche	Guatemala	TNA
X	Henry Clyde	Canada	DNF
X	Ronald Wallingford	Canada	DNF
X	MAX TRUEX	UNITED STATES	DNF

\* New Pan American record (old mark was 14:57.2 set by Ricardo Brolo, Argentine, 1951).

DNF—Did not finish. TNA—Time not available.

## 10,000 METER RUN

### FINAL RESULTS — FRIDAY, AUGUST 28

Place	Name of Contestant	Representing	Time
1	Osvaldo Suarez	Argentina	*30:17.2
2	Douglas Kyle	Canada	30:18.0
3	ROBERT SOTH	UNITED STATES	30:21.8
4	George de Peana	British Guiana	31:16.0
5	Gordon Dickson	Canada	31:18.0
6	ALEX BRECKENRIDGE	UNITED STATES	31:40.6
7	Ricardo Vidal	Chile	31:35.7
8	Luis Boganegra	Argentina	31:42.8
9	Alfonso Rias	Mexico	31:52.8
10	Guadalupe Jimenez	Mexico	32:13.1
11	Isidro Segura	Mexico	32:44.0
12	Jesus Queche	Guatemala	33:05.3
X	Henry Clyde	Canada	DNF
O	Walter Lemos	Argentina	Scratched
O	Armando Pino	Argentina	Scratched
O	Moses Dwarka	British Guiana	Scratched
O	Juan Silva	Chile	Scratched
O	Sebastian Garcia	Guatemala	Scratched
X	Marcarita Subuyuj	Guatemala	Scratched
O	MAX TRUEX	UNITED STATES	Scratched

X—Did not finish (DNF). O—Did not start, Scratched.

\* New Pan American record (old mark was 31:08.6, set by Charles Stone, USA, in 1951).

## MARATHON RUN

### FINAL RESULTS — WEDNESDAY, SEPTEMBER 2

Place	Name of Contestant	Representing	Time
1	JOHN KELLEY	UNITED STATES	2:27:54.2*
2	JAMES GREEN	UNITED STATES	2:32:16.9
3	Gordon Dickson	Canada	2:36:18.6
4	ALFRED CONFALONE	UNITED STATES	2:38:52.9
5	Juan Silva	Chile	2:42:34.6
6	Macario Subuyuj	Guatemala	2:42:39.4
7	Walter Lemos	Argentina	2:49:18.6
8	Salvatore Torres	Mexico	3:13:38.0
X	Douglas Kyle	Canada	DNF
X	Juan Villagran	Mexico	DNF
X	Moses Dwarka	British Guiana	DNF
X	Sebastian Garcia	Guatemala	DNF
X	Armando Pino	Argentina	DNF
X	Pedro Alvarado	Mexico	DNF

\* New Pan American record (old mark was 2:35:00.2 set by Delfo Cabrera, Argentine, 1951).

X—Did not finish (DNF).

## 110 METER HURDLES

### FINAL RESULTS — MONDAY, AUGUST 31

Place	Name of Contestant	Representing	Time
1	HAYES JONES	UNITED STATES	13.6*
2	LEE CALHOUN	UNITED STATES	13.7
3	ELIAS GILBERT	UNITED STATES	14.0
4	Evaristo Iglesias	Cuba	14.6
5	Lazara Betancourt	Cuba	14.6
6	Wilson Gomez Carniero	Brazil	14.9
AR	Ijoel Rosa daSilva	Brazil	TNA
AR	Cliff Murray	British Guiana	TNA

\* Not a record because of 5.7 mile per hour assisting wind (mark is 14.0 set by Richard Atlessey, USA, 1951).

### SEMI-FINAL QUALIFYING TRIALS SUNDAY, AUGUST 30

Semi-Final No. 1	Time	Semi-Final No. 2	Time
1 Lee Calhoun, USA	14.5	1 Hayes Jones, USA	14.3
2 Evaristo Iglesias, CUB	14.6	2 Elias Gilbert, USA	14.5
3 Wilson Carniero, BRZ	15.2	3 Lazara Betancourt, CUB	14.9
4 Cliff Murray, BRG	15.5	4 Ijoel R. DaSilva, BRZ	15.8
5 Gabriel Roldan, MEX	15.6	X Victor Maldonado, VEN	DNF
		X Arturo Isasmendi, URU	DNF

DNF—Did not start.

TNA—Time not available.

## 400 METER HURDLES

### FINAL RESULTS — SATURDAY, AUGUST 29

Place	Name of Contestant	Representing	Time
1	JOSH CULBREATH	UNITED STATES	51.2*
2	RICHARD HOWARD	UNITED STATES	51.3
3	CLIFTON CUSHMAN	UNITED STATES	53.0
4	Anubis Ferraz	Brazil	53.4
5	Ulises dos Santos	Brazil	53.4
6	Victor Maldonado	Venezuela	53.4

\* New Pan American record (old mark was 51.5 set by Culbreath, USA, 1955).

### SEMI-FINAL QUALIFYING TRIALS — FRIDAY, AUGUST 28

Semi-Final No. 1	Time	Semi-Final No. 2	Time
1 Josh Culbreath, USA	53.2	1 Richard Howard, USA	53.5
2 Victor Maldonado, VEN	54.1	2 Clifton Cushman, USA	53.5
3 Anubis Ferraz, BRZ	54.4	3 Ulises Dos Santos, BRZ	53.8
X Guido de Jesus, PR	DNF	4 Gabriel Roldan, MEX	54.5
X H. M. J. Echeverry, URU	DQ	5 George Shepherd, CAN	55.6
		6 Armando Betancourt, CUB	TNA

DNF—Did not finish.

DQ—Disqualified after false starts.

TNA—Time not available.

Continued on page 236

## TRACK & FIELD SUMMARIES

Continued from page 235

### 3000 METER STEEPLECHASE

#### FINAL RESULTS — TUESDAY, SEPTEMBER 1

Place	Name of Contestant	Representing	Time
1	PHIL COLEMAN	UNITED STATES	8:56.4*
2	CHARLES JONES	UNITED STATES	8:56.6
3	Alfredo Tinoco	Mexico	8:58.0
4	Sebastiao Mendez	Brazil	9:02.2
5	GEORGE YOUNG	UNITED STATES	9:07.8
6	Alberto Cariz	Argentina	9:08.0
AR	Domingo Mastroianni	Argentina	TNA
AR	Ronald Wallingford	Canada	TNA
AR	Francisco Allen	Chile	TNA
AR	Eligio Galicia	Mexico	TNA
AR	Luciano Gomez	Mexico	TNA
X	Luis Bocanegra	Argentina	DNS
X	David Drybrough	Canada	DNS
X	Jesus Queche	Guatemala	DNS

\* New Pan American record (old mark was 9:32.0 set by Curtis Stone, USA, 1951).

AR—Also ran. TNA—Time not available. DNS—Did not start, Scratched.

### 400 METER RELAY

#### FINAL RESULTS — WEDNESDAY, SEPTEMBER 2

Place	Nation	Team Personnel	Time
1	UNITED STATES	HAYES JONES, ROBERT POYNTER, WILLIAM WOODHOUSE, RAY NORTON	40.4
2	Venezuela	Emilio Romero, Lloyd Murad, Clide Bonas, Rafael Romero	41.1
3	West Indies	Dennis Johnson, Cliff Bertrand, Milton Jackson, Mike Agostini	41.9
4	Brazil	Alfonso da Silva, Paulo da Fonseca, Jorge da Fonseca, Jose da Conceicao	41.6
5	Puerto Rico	Manuel Guevara, Ivan Rodriguez, Felix Antonetti Varga, Ruben Diaz Velez	41.7
6	Canada	Lynn Eves, George Short, Gordon Thorlaksson, Harry Jerome	41.9

#### SEMI-FINAL QUALIFYING TRIALS — WEDNESDAY, SEPTEMBER 2

Semi-Final No. 1	Time	Semi-Final No. 2	Time
1 United States .....	40.1*	1 West Indies Federation .....	42.1
2 Venezuela .....	41.1	2 Canada .....	42.1
3 Brazil .....	41.3	3 Puerto Rico .....	43.0
4 Cuba .....	42.5	X No other entries	
5 Dominican Republic .....	43.1		

\* New Pan American record (old mark was 40.7 set by USA, 1955).

Cuba relay personnel included Lazaro Belancourt, Evaristo Iglesias, Emigdio Torres, Enrique Figuerola.

Dominican Republic relay personnel included Alberto de Lamotta, Domingo Garcia, Salvadore Perez, Lionel Medi.

### 1600 METER RELAY

#### FINAL RESULTS — WEDNESDAY, SEPTEMBER 2

Place	Nation	Team Personnel	Time
1	West Indies Federation	Mal Spence, Mel Spence, Basil Ince, George Kerr	3:05.3*
2	UNITED STATES	EDWARD SOUTHERN, JOSH CULBREATH, JACK YERMAN, DAVID MILLS	3:05.8
3	Puerto Rico	Ramon Zayas, Jossue Coins, Ivan Rodriguez, Manuel Rivera	3:12.4
4	Brazil	Argemiro Rogue, Joho So-brinho, Anubes Ferroz, U-lisses dos Santos	3:16.1
5	Mexico	Jose Lasana, Gonzalo Genzales, Jorge Hernandez, Juan Cruz	3:18.0
6	Canada	Stan Warsfold, George Shepherd, Allen Andrews, Harry Jerome	3:18.3

\* New Pan American record (old mark was 3:07.2 by USA, 1955).

#### SEMI-FINAL RESULTS — TUESDAY, SEPTEMBER 1

Semi-Final No. 1	Time	Semi-Final No. 2	Time
1 United States .....	3:13.6	1 West Indies Federation .....	3:15.0
2 Canada .....	3:18.8	2 Puerto Rico .....	3:15.1
3 Mexico .....	3:21.8	3 Brazil .....	3:16.1
4 Ecuador .....	3:27.6	4 Venezuela .....	3:17.8

Ecuador relay personnel included Jose Carrera, Juan Arailio, Jose Rendon, and Arturo Jimenez.

Venezuela relay personnel included Victor Maldonado, Rocca Guillermo, Hortencio Fusil, and Emilio Romero.

## POLE VAULT

#### FINAL RESULTS — SATURDAY, AUGUST 29

Place	Name of Contestant	Representing	Height
1	DONALD BRAGG	UNITED STATES	15' 2 1/2"*
2	JAMES GRAHAM	UNITED STATES	14' 2"
3	Rolando Cruz	Puerto Rico	14' 2"
4	RONALD MORRIS	UNITED STATES	14' 2"
5	Ruben Cruz	Puerto Rico	13' 10 1/2"
6	Robert Reid	Canada	13' 3"

#### OTHER PLACINGS

7	David Linekin	Canada	13' 3"
UP	Miguel Rivera	Puerto Rico	12' 5 1/2"
UP	Fausto de Souza	Brazil	12' 5 1/2"
UP	Tamotsu Nishida	Brazil	12' 5 1/2"
UP	Jose Infante	Chile	12' 5 1/2"
UP	Brigido Iriarte	Venezuela	12' 5 1/2"
X	Wilf Foss	Canada	Did not Vault

\* New Pan American record (old mark was 14' 9 1/4" set by Robert Richards, USA, 1951 and equalled in 1955).

UP—Unplaced.

NOTE—Where identical heights were achieved by contestants, final ranking was determined on number of misses each were charged with.

## HIGH JUMP

#### FINAL RESULTS — FRIDAY, AUGUST 28

Place	Name of Contestant	Representing	Height
1	CHARLES DUMAS	UNITED STATES	6' 10 1/2"*
2	ROBERT GARDNER	UNITED STATES	6' 8 1/4"
3	Ernie Haisley	West Indies Federation	6' 7"
4	T. F. Flores	Guatemala	6' 6"
5	ERROL WILLIAMS	UNITED STATES	6' 4 3/4"
6	Gerald Brisson	Haiti	6' 2 1/2"
	Tied with Paulo Oliveira	Brazil	6' 2 1/2"

#### OTHER PLACINGS

8	Roberto Lopez	Cuba	6' 1 3/4"
	Tied with Wilf Foss	Canada	6' 1 3/4"
10	Juan Ruiz	Chile	5' 10 1/2"
	Tied with Roberto Procel	Mexico	5' 10 1/2"
12	Hans Ackermann	Brazil	5' 9"
	Tied with Leopoldo Vasques	Mexico	5' 9"
	and Julio Llera	Puerto Rico	5' 9"
	and Herberto Cruz	Puerto Rico	5' 9"

NOTE—Emir Martinez, Argentine; Felix Antonetti, Puerto Rico; and Jose Teles da Conceicao, Brazil, did not compete.

\* New Pan American record (old mark was 6' 7 1/4" set by Ernie Shelton, USA, 1955).

## BROAD JUMP

#### FINAL RESULTS — SATURDAY, AUGUST 29

Place	Name of Contestant	Representing	Distance
1	IRVIN ROBERSON	UNITED STATES	26' 2"
2	GREGORY BELL	UNITED STATES	24' 11 1/4"
3	Lester Bird	West Indies Federation	24' 5 3/4"
4	JOEL WILEY	UNITED STATES	24' 4 1/2"
5	Roberto Procel	Mexico	23' 1 1/2"
6	Julio Llera Morales	Puerto Rico	22' 10"

#### OTHER PLACINGS

7	Victor Hernandez	Cuba	22' 9 1/4"
8	Carlos Vera	Chile	22' 6 3/4"
9	Felix Antonetti	Puerto Rico	22' 4 1/4"
10	Cliff Murray	British Guiana	22' 1"
11	Eduardo Krum	Chile	20' 9 1/4"
X	Carlos Tornquist	Chile	Fouled

NOTE—Clide Bunas, Venezuela; Jack Smith, Canada; Adhemar da Silva, Brazil; and Roland Romani, Haiti, did not jump, although they were entered.

## HOP, STEP AND JUMP

#### FINAL RESULTS — WEDNESDAY, SEPTEMBER 2

Place	Name of Contestant	Representing	Distance
1	Adhemar da Silva	Brazil	52' 2"
2	HERMAN STOKES	UNITED STATES	50' 6"
3	WILLIAM SHARPE	UNITED STATES	50' 0 1/2"
4	Jack Smyth	Canada	49' 7 1/4"
5	Victor Hernandez	Cuba	48' 1 1/4"
	Tied with Pedro Comacho	Puerto Rico	48' 1 1/4"



# OTHER PLACINGS

7	IRA DAVIS	UNITED STATES	47' 8 1/2"
8	Runildo Cruz	Puerto Rico	47' 4 1/4"
9	Maloney Samuels	West Indies	47' 4"
10	Ariel Standen	Chile	47' 0 1/4"
11	Carlos Vera	Chile	45' 10 1/2"
12	Alberto Betallelus	Peru	45' 3 1/4"
13	Roberto Procel	Mexico	42' 0 1/2"

NOTE—Julio Llera, Puerto Rico, and A. Betallelus, Peru, did not jump, although entered.

# SHOT PUT

## FINAL RESULTS — TUESDAY, SEPTEMBER 1

Place	Name of Contestant	Representing	Distance
1	PARRY O'BRIEN	UNITED STATES	62' 5 1/2"*
2	DALLAS LONG	UNITED STATES	60' 8 1/2"
3	DAVID DAVIS	UNITED STATES	55' 9 1/2"
4	Enrique Helf	Argentina	50' 8 1/2"
5	Stanley Reike	Canada	49' 11 1/2"
6	Iselino Taborda	Brazil	48' 10 1/2"

# OTHER PLACINGS

7	Alcides Dambros	Brazil	48' 9 1/2"
8	Leonardo Kittsteiner	Chile	48' 0 1/2"
9	John Pavelich	Canada	46' 8"
10	Lambertus Rebel	Netherlands-Antilles	45' 11"

\* New Pan American record (old mark was 57' 8 1/2" set by O'Brien in 1955).

NOTE—Emir Martinez, Argentine; C. Yapur, Mexico; Eduardo Adriana, Netherlands-Antilles; Ramon Rodriguez, Puerto Rico; and Hector Thomas, Venezuela, did not jump, although entered.

# DISCUS THROW

## FINAL RESULTS — MONDAY, AUGUST 31

Place	Name of Contestant	Representing	Distance
1	ALFRED OERTER	UNITED STATES	190' 8 1/2"*
2	RICHARD COCHRAN	UNITED STATES	178' 2 1/2"
3	PARRY O'BRIEN	UNITED STATES	170' 1"
4	Lambertus Revel-Bout	Netherlands-Antilles	157' 7 3/4"
5	Herman Haddad	Chile	152' 4"
6	Enrique Helf	Argentina	149' 11 1/4"

# OTHER PLACINGS

7	John Pavelich	Canada	146' 5 1/2"
8	Daniele Cereali	Venezuela	144' 7"
9	R. Sedas	Mexico	140' 9"
10	Stanley Reike	Canada	137' 7 3/4"
11	Mauricio Rodriguez	Venezuela	134' 1 1/4"
12	Carlos Rivera	Puerto Rico	131' 10 1/2"
13	O. Fierro	Mexico	128' 0"

NOTE—Ramon Rodriguez, Puerto Rico; L. Rojano, Mexico; George Stulac, Canada; Iselino Taborda, Brazil; and Alcides Dambros, Brazil, did not compete, although entered.

\* New Pan American record (old mark was 174' 2 1/2" set by Fortune Gordien, USA, 1955).

# DECATHLON PERFORMANCES IN ORDER OF EVENTS

Order of Events	1st Place DAVID EDSTROM UNITED STATES		2nd Place PHILIP MULKEY UNITED STATES		3rd Place George Stulac Canada		4th Place Hector Thomas Venezuela		5th Place Emir Cilaci Argentina	
	Perf.	Pts.	Perf.	Pts.	Perf.	Pts.	Perf.	Pts.	Perf.	Pts.
100 meter Dash	11.2	834	12.1	572	11.5	737	11.2	834	11.7	678
Broad Jump	23' 2"	804	21' 9 1/4"	675	21' 1 1/2"	624	23' 1 3/4"	801	20' 4"	562
Shot Put	46' 9 1/2"	796	46' 9 1/2"	796	42' 4 3/4"	664	41' 6 1/2"	642	42' 7"	670
High Jump	5' 10 1/2"	758	5' 9 1/4"	722	5' 8"	689	5' 8"	689	5' 5"	605
400 meter Dash	49.4	892	53.6	606	51.9	709	55.5	505	53.7	600
110 m. Hurdles	15.0	813	15.7	652	16.6	489	17.1	413	16.7	473
Discus Throw	149' 7"	794	123' 2 1/2"	561	130' 4"	619	125' 7"	580	126' 3"	585
Pole Vault	12' 1 1/2"	596	13' 1 1/2"	745	12' 1 1/2"	5961	10' 2"	364	10' 8"	419
Javelin Throw	183' 1 1/2"	642	141' 10 1/2"	409	149' 4"	448	181' 10 1/2"	635	147' 10 1/2"	440
1500 meter Run	4:51.2	325	4:51.3	324	4:39.9	414	5:16.7	162	4:35.2	457
TOTALS		7,254		6,062		5,989		5,626		5,489

# DECATHLON PERFORMANCES CONTINUED —

6th place—Juris Laipenieks, Chile: 100 meters—11.7 (678); broad jump—22' 1" (704); shot put—43' 5 1/4" (605); 400 meters—53.4 (618); 110 meter hurdles—17.5 (359); discus throw—133' 5 1/2" (645); pole vault—9' 6" (293); javelin throw—180' 3 1/2" (625); 1500 meters—5:01.5 (251). Total points—5,472.

7th place—Rudolfo Mijares, Mexico: 100 meters—11.3 (800); broad jump—21' 1 1/2" (624); shot put—35' 8 3/4" (491); high jump—5' 3" (555); 400 meters—51.6 (730); 110 meter hurdles—16.7 (473); discus throw—121' 3" (545); pole vault—10' 6" (400); javelin throw—116' 0" (282); 1500 meters—4:52.8 (313). Total points—5,213.

8th place—Leopoldo Vasquez, Mexico: 100 meters—12.1 (572); broad jump—21' 3/4" (618); shot put—33' 9 1/2" (444); high jump—5' 10 1/2" (758); 400 meters—54.2 (570); 110 meter hurdles—16.4 (523); discus throw—104' 2 1/2" (417); pole vault—10' 2" (364); javelin throw—140' 1 1/2" (400); 1500 meters—4:54.2 (303). Total points—4,969.

# JAVELIN THROW

## FINAL RESULTS — WEDNESDAY, SEPTEMBER 2

Place	Name of Contestant	Representing	Distance
1	BUSTER QUIST	UNITED STATES	231' 3 1/2"*
2	PHILIP CONLEY	UNITED STATES	229' 5 1/2"
3	ALBERT CANTELLO	UNITED STATES	229' 0 1/2"
4	Juris Laipenieks	Chile	196' 5 1/2"
5	Luis Zarate	Peru	184' 6 1/2"
6	Brigido Ariarte	Argentina	173' 11 1/2"

NOTE—Only other entry, Ricardo Heber Rauter of Venezuela, did not compete.

\* New Pan American record (old mark was 228' 11" set by Franklin Held, USA, 1955).

# HAMMER THROW

## FINAL RESULTS — FRIDAY, AUGUST 28

Place	Name of Contestant	Representing	Distance
1	ALBERT HALL	UNITED STATES	195' 11"*
2	HAROLD CONNOLLY	UNITED STATES	195' 11"*
3	ROBERT BACKUS	UNITED STATES	195' 6 1/2"
4	Roberto Chap	Brazil	183' 1"
5	Bruno Strohmeier	Brazil	177' 2 1/2"
6	Daniele Ceriali	Venezuela	173' 0"

# OTHER PLACINGS

7	Alejandro Diez	Chile	168' 5"
8	Francisco Progreso	Mexico	151' 9"
9	Mauricio Rodriguez	Venezuela	131' 11"
10	Stanley Reike	Canada	125' 2 1/2"

NOTE—Ramon Rodriguez, Puerto Rico; Lambertus Rebel-Baut, Netherlands-Antilles; and John Pavelich, Canada, did not compete, although entered.

\* New Pan American record (old mark was 180' 1 3/4", set by Backus, USA, 1955).

SPECIAL NOTE—While both Hall and Connolly tied for best mark and share Pan American record, first and second place rankings were decided by the rules, which call for comparison of second best performances. In this instance, Hall's second best throw was 192' 4 1/2" while Connolly's was 191' 5".

# DECATHLON

## FINAL RESULTS — SATURDAY & SUNDAY, AUGUST 29-30

Place	Name of Contestant	Representing	Points
1	DAVID EDSTROM	UNITED STATES	7,254*
2	PHILIP MULKEY	UNITED STATES	6,062
3	George Stulac	Canada	5,989
4	Hector Thomas	Venezuela	5,626
5	Emir Cilaci	Argentina	5,489
6	Juris Laipenieks	Chile	5,472

# OTHER PLACINGS

7	Rudolfo Mijares	Mexico	5,213
8	Leopoldo Vasquez	Mexico	4,969

\* New Pan American record (old mark was 6,994 points, set by Rafer Johnson, USA, 1955).

NOTE—Third USA entry, Michael Herman, was withdrawn from competition due to leg injury.

## MEN'S ATHLETICS

Continued from page 234

**3,000-METER STEEPLECHASE**—Phil Coleman, a 28-year-old professor of English at Illinois, came from behind to edge Deacon Jones of Iowa by a yard in record time of 8:56.4. Both had surged ahead of Mexico's Alfredo Tinoco who took third. George Young of Arizona U. was fifth.

**DECATHLON**—Dave Edstrom of Oregon, the No. 1 American in the absence of the injured Rafer Johnson, won or tied for first in eight of the 10 events to win with a record total of 7,254 points. Edstrom missed first only in the 1,500 and pole vault events. Phil Mulkey of Memphis State was second with 6,062 and Canada's George Stulac third with 5,989. Mike Herman of New York U. didn't compete because of an ankle injury.

**POLE VAULT**—Despite an infected heel caused by new street shoes, Don (Tarzan) Bragg of the U. S. Army and Villanova broke the pole vault mark with a leap of 15 feet 2½ inches. Jim Graham of Oklahoma State, Rolando Cruz of Puerto Rico, and Ron Morris of Southern California finished second, third and fourth, respectively, each with best jumps of 14 feet 2 inches.

**HIGH JUMP**—Olympic champion Charlie Dumas of Southern California lifted the Games' record to 6 feet 10½ inches. Bob Gardner of the Marines and St. John's U., was second (6 feet 8¼ inches) with Ernie Haisley of the West Indies third (6 feet 7 inches). Errol Williams of San Jose State was fifth at 6 feet 4¾ inches.

**BROAD JUMP**—Irvin Roberson, a 24-year-old Cornell graduate, won easily with a leap of 26 feet 2 inches. Olympic champion Greg Bell of Indiana U. was second at 24 feet 11¼ inches. Lester Bird of the West Indies finished third on 24 feet 5¼ inches. Joel Wiley of Los Angeles State was fourth with 24 feet 4½ inches.

**HOP, STEP AND JUMP**—Adhemar da Silva took his third Pan Am crown with 52 feet 2 inches. Herman Stokes, a 27-year-old Los Angeles postal clerk who had been coached by da Silva, was second with 50 feet 6 inches and Bill Sharpe, a Philadelphia policeman, was third with 50 feet ½ inch. Ira Davis of La Salle was far below form and failed to qualify for the final at 47 feet 8½ inches.

**DISCUS THROW**—Olympic champion Al Oerter of the University of Kansas won with his best throw ever, 190 feet 8½ inches, to lead the USA sweep. Dick Cochran of Missouri was second with 178 feet 7 inches and shot-put king Parry O'Brien was third with 170 feet 1 inch.

**SHOT PUT**—Olympic champion Parry O'Brien of Southern California raised the Pan American record to 62 feet 5½ inches. Nineteen-year-old Dallas Long of Southern California was second with 60 feet 8½ inches and Dave Davis, USC senior, third on 55 feet 9½ inches.

**JAVELIN THROW**—Buster Quist, third-ranked of the US trio, surprised with a record throw of 231 feet 3½ inches. The New Mexico U. student upset Phil Conley of California Tech (229 feet 5½ inches), and favored

Al Contello of the U. S. Marines, third with 229 feet ½ inch.

**400-METER RELAY**—Despite inferior baton handling, the USA quartet of Hayes Jones, Bob Poynter, Bill Woodhouse and Ray Norton won in record time of :40.0. The foursome also had broken the Games' mark in a heat with a time of :40.1. Venezuela was second in the final (:41.1) and the West Indies third (:41.6).

**1,600-METER RELAY**—The West Indies four-yard victory over the USA in the record time of 3:05.3 was one of the highlights of the Games. Mal Spence (:46.9) picked up three yards on Eddie Southern. Brother Mel Spence (:46.7) lost two yards back to Josh Culbreath. Basil Ince (:45.7) barely held off Jack Yerman in a scorching leg. Then George Kerr (:46.0) broke it up, winning by four yards over Mills.

The team was picked on performance in the NAAU Meet at Boulder, Colo., June 19-20. The dual meet with Russia and foreign barnstorming trips kept most of the athletes in condition for the Games.

Coach Werner was assisted by Percy Beard of the U. of Florida, Bill Bowerman of Oregon U. and Edward Hurt of Morgan State. Ralph H. Colson of Massachusetts was the team manager, assisted by John T. Core of Richmond, Va., and Powell Moorhead of Indianapolis.

Pincus (Pinky) Sober, Chairman of the U. S. Olympic Men's Track and Field Committee, was another key factor in both the success of the team and the Games themselves.

## SUMMARIES 1959 U. S. PAN AMERICAN MEN'S TRACK & FIELD TRIALS

### NATIONAL AAU CHAMPIONSHIPS Boulder, Colorado, June 19-20

#### FIELD EVENTS

**Pole Vault**—won by Donald Bragg, U.S. Army, 15' 3"; 2—Ronald Morris, Striders, 15' 3"; 3—Jim Graham, Oklahoma State, 15' 3"; 4—Mel Schwarz, U.S. Marines, 15' 3"; 5—Bob Gutowski, U.S. Marines, 15' 0"; 6—Tie between Aubrey Dooley, Oklahoma State, and George Mattos, Santa Clara Youth Village, 14' 9".

(NOTE: First four men cleared the same height and final places were determined by least number of misses or attempts. The Dooley-Mattos tie could not be broken in this manner and stands.)

**Hammer Throw**—won by Harold Connolly, Striders, 216' 10"; 2—John Lawlor, Boston A.A., 208' 6½"; 3—Robert H. Backus, New York A.C., 197' 3"; 4—Albert Hall, New York A.C., 196' 1½"; 5—William McWilliam, U.S. Army, 185' 10"; 6—Stewart Thomson, New York A.C., 181' 5".

**Javelin**—won by Albert A. Contello, U.S. Marines, 246' 9"; 2—Buster Quist, New Mexico, 238' 2"; 3—Phillip Conley, U.S. Army, 235' 10"; 4—John Fromm, Seattle Olympic Club, 233' 9½"; 5—Stephen Seymour, Striders, 232' 11½"; 6—Nick Kovalikides, Maryland, 227' 11½".

**Discus Throw**—won by Alfred Oerter, New York A.C., 186' 5"; 2—Parry O'Brien, Striders, 180' 9½"; 3—Richard Cochran, 180' 8"; 4—Jay Sylvester, Utah State, 178' 9"; 5—Rink Bakka, San Francisco Olympic Club, 177' 10½"; 6—John Ellis, New York A.C., 172' 0". (NEW MEET RECORD. Old record, 183' 9½" by Fartuna Gardien, 1953.)

**High Jump**—won by Charles Dumas, Striders, 6' 9"; 2—Errol Williams, Santa Clara Youth Village, 6' 7"; 3—Robert Gardner, New York A.C., 6' 7"; 4—Tie between Wayne Moss, and Dick Richardson, Chicago Track Club, 6' 7"; 6—Jerry Lane, 6' 7". (NOTE: Last five men cleared same height and place according to their number of misses or attempts.)

**Shot Put**—won by Parry O'Brien, Striders, 62' 2½"; 2—David Davis, Striders, 60' 4¾"; 3—Dallas Long, Striders, 60' 1¼"; 4—Bill Nieder, San Francisco Olympic Club, 60' ¾"; 5—Mike Lindsay, 58' 2"; 6—Charles Butts, Striders, 57' 11½". (NEW MEET RECORD. Old record, 61' 11½" by O'Brien, 1958.)

**Hop, Step and Jump**—won by Ira Davis, Philadelphia Pioneer Club, 50' 6½"; 2—Herman Stokes, Striders, 50' 2¼"; 3—William Sharpe, Shanahan Catholic Club, 49' 11"; 4—Kent Floerke, 49' 7¼"; 5—Alvis Andrews, Striders, 49' 6"; 6—Bob Lawson, Striders, 49' 0".

**Broad Jump**—won by Gregory Bell, Fort Wayne A.C., 26' 1¼"; 2—Joel Wiley, Striders, 25' 11½"; 3—Irvin Roberson, Philadelphia Pioneer Club, 25' 6¼"; 4—Ralph Boston, Tennessee A.&I., 25' 3"; 5—Ernie Shelby, 25' ¼"; 6—Jim Baird, East Texas State A.C., 24' 11".

#### TRACK EVENTS

**100-Meter Dash**—won by Ray Norton, Santa Clara Youth Village, :10.5; 2—Robert Poynter, Striders, :10.5; 3—William Woodhouse, Abilene Track Club, :10.6; 4—Paul Williams, :10.6; 5—Vance Robinson, North Carolina College, :10.6; 6—Dee Givens, :10.7.

**200-Meters**—won by Ray Norton, Santa Clara Youth Village, :20.8; 2—Vance Robinson, North Carolina College, :21.0; 3—Les Carney, Ohio University, :21.2; 4—Victor Hall, Striders, :21.3; 5—Robert Poynter, Striders, :21.3; 6—Dee Givens, :21.4.

**400-Meters**—won by Eddie Southern, Texas, :46.1; 2—Dave Mills, :46.4; 3—Jack Yerman, San Francisco Olympic Club, :46.6; 4—Dallas Dadds, Kansas State, :46.7; 5—Tie between Mal Spence, Chicago Track Club and Bob Davis, New York A.C., :46.8. (NEW FOLSOM FIELD RECORD. First time for event.)

**800-Meters**—won by Thomas Murphy, New York A.C., :1:47.9; 2—Jerome Walters, Striders, :1:48.5;

3—Ernie Cunliffe, Striders, :1:50.0; 4—Mel Spence, Chicago Track Club, :1:50.1; 5—George Katterman, Pennsylvania A.A., :1:50.2; 6—Tom Carroll, New York A.C., :1:50.3.

**1500-Meter Run**—won by Dyrrol Burleson, Oregon, 3:47.5; 2—James Grelle, Oregon, 3:48.4; 3—Edward Moran, New York A.C., 3:48.9; 4—Gail Hodgson, 3:51.9; 5—Robert Seaman, U.S. Army, 3:54.2; 6—Jack Marden, Santa Clara Youth Village, 3:58.8. (NEW MEET RECORD. Old record, 3:47.9 by Walter Mehl, 1940, NEW FOLSOM FIELD RECORD. First time for event.)

**5000-Meter Run**—won by William Dellinger, U.S. Air Force, 14:47.6; 2—Lewis Steiglitz U.S. Navy, 14:48.8; 3—Max Truex, Striders, 14:50.2; 4—Lazlo Tabori, Santa Clara Youth Village, 14:51.8; 5—Miles Eisenman, Oklahoma State, 14:52.4; 6—Jerry Smartt, Houston, 15:25.2.

**10,000-Meter Run**—won by Max Truex, Striders, 31:22.4; 2—Al Lawrence, Houston, 31:35.5; 3—Robert Soth, Striders, 32:12.6; 4—Alex Breckenridge, U.S. Marines, 32:40.6; 5—Russell Bennett, Striders, (no time); 6—Peter McArdle, New York A.C., (no time).

**110-Meter High Hurdles**—won by Lee Colhoun, North Carolina College A.A., :14.0; 2—Hayes Jones, Eastern Michigan, :14.0; 3—Elias Gilbert, Winston-Salem, :14.1; 4—Willie May, Chicago Track Club, :14.4; 5—Warren Cawley, :14.5; 6—Joel McNulty, Chicago Track Club, :14.6.

**400-Meter Hurdles**—won by Richard Howard, New Mexico, :50.7; 2—Glenn Davis, :50.9; 3—Josh Culbreath, New York Pioneer Club, :51.7; 4—Cliffon Cushman, :51.7; 5—Walter Arlt, Washington State, :51.8; 6—Warren Cawley, :51.9.

**3000-Meter Steeplechase**—won by Philip Coleman, Chicago Track Club, 9:19.3; 2—George Young, Arizona, 9:36.7; 3—Charles Jones, 9:38.5; 4—Berry Crawford, 9:46.8; 5—Ned Sargent, Santa Clara Youth Village, 9:51.0; 6—Victor Zwolok, U.S. Marines, 9:54.5.





Temple

Welch

West

Brown

Crowder

Daniels

Flynn

Hudson



Jones

Kurrell

Larney

Mathews

Mead

Mueller

Rogers

Roniger



Rudolph

Scholler

Sheperd

Smith

Terry

Wejzgowicz

White

Williams

Wood

## Intensified Training Program for Women's Team Led to Eight Gold Medal Triumphs

THE most intensified training preparations for a United States' women's track and field team paid off handsomely at Chicago.

In this case the reward for coach Ed Temple's team was eight of the 10 championships, seven seconds and three thirds by the squad of 21, the finest showing by US women in the hemispheric competition.

Led by Lucinda Williams, a three-time victor, and double winner Mrs. Earlene Brown, the USA broke six of the seven records at Soldier Field.

The only Pan American marks to stand were the :11.5 for 100 meters, 161 feet 3 inches in the javelin, and 5 feet 6 $\frac{1}{4}$  inches in the high jump. Into the discard went the standards in the 60 meter and 200-meter sprints, the 80-meter high hurdles, the 400-meter relay, the shot put, discus throw and broad jump.

For the first time, the conditions were favorable for the US in these Games. In the first Pan American carnival the women ran from Feb. 25 to

March 8. The US sent only eight girls. Considering the circumstances, they did well to win two gold medals, earn three seconds and take two thirds out of the eight events.

Performances picked up in the second Games, March 12-26, when the women captured four of the seven events.

Coach Temple's Tennessee State University squad provided six of the champions, and Mrs. Frances T. Kaszubski of Cleveland, Ohio, Chairman of the U. S. Olympic Women's Track and Field Committee, stressed the importance of the pre-Games preparation.


These included the 10-day Olympic track and field development clinic held in Cleveland after the final tryouts in that city, June 28, and the dual meet with the Russians at Philadelphia's Franklin Field, July 18-19. The tryouts had consisted of the AAU Track and Field championships.

"This was the first time that women's track had the type of competition and training that it has al-

ways needed," said Temple. "The performance of the women athletes in track and field in the Pan American Games should stimulate more interest in track and field on the high school and college level for women, as it proved that American women can be top performers in international competition."

Temple was ably assisted by field coach Francis G. Welch of Kansas State Teachers College. Unending duties as manager-chaperone were performed by Maralyn West of John Hay High School of Cleveland.

Lucinda Williams, a 22-year-old  
Continued on page 241



# OFFICIAL SUMMARIES — WOMEN'S TRACK AND FIELD — 1959 PAN AMERICAN GAMES

## 60 METER DASH

### FINAL RESULTS — SATURDAY, AUGUST 29

Place	Name of Contestant	Representing	Time
1	ISABELLE DANIELS	UNITED STATES	7.4*
2	BARBARA JONES	UNITED STATES	7.4
	Tied with		
	Carlotta Gooden	Panama	7.4
4	MARTHA HUDSON	UNITED STATES	7.4
5	Maureen Reber	Canada	7.5
6	Jean Holmes	Panama	7.7
AR	Valerie Jerome	Canada	TNA
AR	Onerida Borges	Cuba	TNA

\* Equals new Pan American record set by Miss Gooden in preliminary trials (old mark was 7.5 held jointly by Bertha Diaz of Cuba, Mae Faggis and Isabelle Daniels of United States, in 1955).

AR—Also ran. TNA—Time not available.

### QUALIFYING TRIALS — FRIDAY, AUGUST 28

Heat No. 1	Time	Heat No. 3	Time
1 Isabelle Daniels, USA	7.6	1 Carlotta Gooden, PAN	7.4*
2 Heather Campbell, CAN	7.7	2 Valerie Jerome, CAN	7.8
3 Jean Holmes, PAN	7.8	3 Lida Hernandez, CUB	7.8
4 Onerida Borges, CUB	7.9	4 Yolanda Vinocourt, MEX	8.0
5 Eliana Gaete, CHI	TNA	5 Maria De Lima, BRZ	TNA
Heat No. 2	Time	Heat No. 4	Time
1 Barbara Jones, USA	7.3#	1 Martha Hudson, USA	7.6
2 Maureen Reber, CAN	7.4	2 Marcola Daniel, PAN	7.8
3 Myrna Fawcett, BRG	8.0	3 Vilma Parris, BRG	8.0
4 Iris Dos Santos, BRZ	8.8	4 Wanda Dos Santos, BRZ	8.3
5 Bertha Diaz, CUB	TNA	5 Rosalia Ridaura, MEX	TNA

# Record not allowed, following wind 8 mph.

### SEMI-FINALS — FRIDAY, AUGUST 28

Semi-Final No. 1	Time	Semi-Final No. 2	Time
1 Barbara Jones, USA	7.6	1 Martha Hudson, USA	7.6
2 Maureen Reber, CAN	7.8	2 Isabelle Daniels, USA	7.7
3 Jean Holmes, PAN	7.8	3 Carlotta Gooden, PAN	7.7
4 Onerida Borges, CUB	8.0	4 Valerie Jerome, CAN	7.8
5 Marcola Daniel, PAN	TNA	5 Heather Campbell, CAN	TNA
6 Vilma Parris, BRG	TNA	AR Yolanda Vinocourt, MEX	TNA

NOTE—All other placings and times not available.

## 100 METER DASH

### FINAL RESULTS — SUNDAY, AUGUST 30

Place	Name of Contestant	Representing	Time
1	LUCINDA WILLIAMS	UNITED STATES	12.1
2	WILMA RUDOLPH	UNITED STATES	12.3
3	Carlotta Gooden	Panama	12.3
4	Valerie Jerome	Canada	12.6
5	Sally McCallum	Canada	12.6
6	Heather Campbell	Canada	12.8
AR	Jean Holmes	Panama	TNA
AR	Onerida Borges	Cuba	TNA

AR—Also ran. TNA—Time not available. DNS—Did not start.

### QUALIFYING TRIALS — SATURDAY, AUGUST 29

Heat No. 1	Time	Heat No. 3	Time
1 Barbara Jones, USA*	11.9	1 Lucinda Williams, USA	11.9
2 Onerida Borges, CUB	12.1	2 Jean Holmes, PAN	12.5
3 Marcola Daniel, PAN	12.8	3 Lida Hernandez, CUB	12.5
4 Yolanda Vinocourt, MEX	13.2	4 Heather Campbell, CAN	12.6
5 Teiana Kunyoshi, PER	13.4	X Iris Dos Santos, BRZ	DNS
Heat No. 2	Time	Heat No. 4	Time
1 Wilma Rudolph, USA	11.9	1 Carlotta Gooden, PAN	11.7
2 Sally McCallum, CAN	12.7	2 Valerie Jerome, CAN	12.3
3 Myrna Fawcett, BRG	12.8	3 Vilma Parris, BRG	13.2
4 Rosalia Ridaura, MEX	13.3	4 Benilda Ascanio, VEN	13.2
X Wanda Dos Santos, BRZ	DNS	5 Maria De Lima, BRZ	TNA

### SEMI-FINALS — SATURDAY, AUGUST 29

Semi-Final No. 1	Time	Semi-Final No. 2	Time
1 Lucinda Williams, USA	11.9	1 Wilma Rudolph, USA	11.8
2 Valerie Jerome, CAN	12.4	2 Carlotta Gooden, PAN	11.8
3 Heather Campbell, CAN	12.7	3 Sally McCallum, CAN	12.4
4 Onerida Borges, CUB	12.7	4 Jean Holmes, PAN	12.6

NOTE—Other placings and times not available.

\* USA's Jones injured, did not finish in semi-finals.

## 200 METER DASH

### FINAL RESULTS — TUESDAY, SEPTEMBER 1

Place	Name of Contestant	Representing	Time
1	LUCINDA WILLIAMS	UNITED STATES	24.2*
2	ISABELLE DANIELS	UNITED STATES	24.8
3	Sally McCallum	Canada	25.1
4	Heather Campbell	Canada	25.5
5	LOUISE MEAD	UNITED STATES	26.2
6	Patricia Cole	Canada	26.4

\* Set new Pan American record of 24.1 in semi-finals (old mark was 25.3 set by Jean Patton, USA, 1951).

### SEMI-FINAL QUALIFYING TRIALS — MONDAY, AUGUST 31

Semi-Final No. 1	Time	Semi-Final No. 2	Time
1 Lucinda Williams, USA	24.1*	1 Isabelle Daniels, USA	24.7
2 Heather Campbell, CAN	26.4	2 Sally McCallum, CAN	25.5
3 Patricia Cole, CAN	26.6	3 Louise Mead, USA	26.2
X Teresa Kunyoshi, PER	DNS	4 Lucinda Fawcett, BRG	26.3
X Vilma Parris, BRG	DNS	X Yolanda Vinocourt, MEX	DNS

DNS—Did not start. NOTE—No preliminary trials were necessary.

## 80 METER HURDLES

### FINAL RESULTS — TUESDAY, SEPTEMBER 1

Place	Name of Contestant	Representing	Time
1	Bertha Diaz	Cuba	11.2*
2	Wanda Dos Santos	Brazil	11.5
3	Marian Munroe	Canada	11.5
4	BARBARA MUELLER	UNITED STATES	11.5
5	Patricia Power	Canada	11.5
6	SHIRLEY CROWDER	UNITED STATES	11.8
7	Maria de Lima	Brazil	TNA
8	Sally McCallum	Canada	TNA

TNA—Time not available.

AR—Also ran.

### SEMI-FINAL QUALIFYING TRIALS — MONDAY, AUGUST 31

Semi-Final No. 1	Time	Semi-Final No. 2	Time
1 Bertha Diaz, CUB	11.2#	1 Barbara Mueller, USA	11.4*
2 Wanda Dos Santos, BRZ	11.6	2 Patricia Power, CAN	11.5
3 Marian Munroe, CAN	11.6	3 Maria de Lima, BRZ	12.0
4 Shirley Crowder, USA	11.6	4 Sally McCallum, CAN	12.0
5 Lorraine Dunn, PAN	12.5	5 Eliana Gaete, CHI	12.0
6 G. Rodriguez, MEX	12.5	AR Sylvia Zambrana, PAN	TNA
7 Vilma Parris, BRG	TNA	AR Benilda Castro, VEN	TNA

NOTE—Joann Terry, USA, and Iris dos Santos, BRZ, did not compete.

No preliminary heats were necessary.

\* New Pan American record (old mark was 11.4 set in semi-finals by Miss Mueller, USA; previous mark was 11.7 set by Eliana Gaete, Chile, 1955).

# Record not allowed, 7 mph wind behind runners.

## BROAD JUMP

### FINAL RESULTS — TUESDAY, SEPTEMBER 1

Place	Name of Contestant	Representing	Distance
1	ANNIE SMITH	UNITED STATES	18' 9 3/4"*
2	MARGARET MATTHEWS	UNITED STATES	18' 9 1/2"
3	WILLIE WHITE	UNITED STATES	18' 8 1/2"
4	Maureen Reber	Canada	17' 3 1/2"
5	Eliana Gaete	Chile	16' 5"
6	Iris dos Santos	Brazil	15' 11 3/4"
7	Valerie Jerome	Canada	13' 3 1/4"

NOTE—Pat Power, Canada; Alicia Cardenas, Mexico; and Vilma Parris, British Guiana, were entered but did not compete.

\* New Pan American record (old mark was 17' 9 3/4" set by Beatriz Kretschmer, Chile, 1951).

## JAVELIN THROW

### FINAL RESULTS — FRIDAY, AUGUST 28

Place	Name of Contestant	Representing	Distance
1	Marlene Ahrens	Chile	148' 10 1/2"
2	MARJORIE LARNEY	UNITED STATES	143' 2 1/2"
3	AMELIA WOOD	UNITED STATES	140' 11 1/2"
4	MARGARET SCHOLLER	UNITED STATES	130' 11"
5	Marlene Silva	Chile	128' 1/2"
6	Sylvia Sambrano	Panama	109' 4"

NOTE—Bertha Chiv, Mexico; Shirley Topley, Canada, were entered, but did not compete.

## SHOT PUT

### FINAL RESULTS — MONDAY, AUGUST 31

Place	Name of Contestant	Representing	Distance
1	EARLENE BROWN	UNITED STATES	48' 2"*
2	SHARON SHEPHERD	UNITED STATES	44' 2 3/4"
3	WANDA WEJZGROWICZ	UNITED STATES	43' 0"
4	Vera Trezoitko	Brazil	41' 4 1/2"
5	Pradelio Delgado	Chile	39' 6 1/2"
6	Renata Frederichs	Chile	35' 11 1/2"
7	Lili Schluter	Mexico	31' 3 1/4"

NOTE—Marie Depres, Canada; Marlene Ahrens, Chile; and Alejandrina Herrera, Cuba, were entered but did not compete.

\* New Pan American record (old mark was 40' 10 1/4" set by Ingeborg Mello de Preiss, Argentina, 1951).

## DISCUS THROW

### FINAL RESULTS — SUNDAY, AUGUST 30

Place	Name of Contestant	Representing	Distance
1	EARLENE BROWN	UNITED STATES	161' 9 1/2"*
2	PAMELA KURRELL	UNITED STATES	138' 5"
3	MARJORIE LARNEY	UNITED STATES	138' 4 1/2"
4	Alejandrina Herrera	Cuba	133' 10 1/2"
5	Pradelio Delgado	Chile	129' 9 1/2"
6	Marie Depres	Canada	127' 6"
7	Lili Schluter	Mexico	125' 2"
8	Odette Gominges	Brazil	120' 7 1/2"

NOTE—Vera Trezoitko, Brazil, entered but did not compete.

\* New Pan American record (old mark was 141' 8 3/4" set by Ingeborg Mello de Preiss, Argentina, 1955).

## 400 METER RELAY

FINAL RESULTS — WEDNESDAY, SEPTEMBER 2

Place	Nation	Team Personnel	Time
1	UNITED STATES	ISABELLE DANIELS, WILMA RUDOLPH, LUCINDA WILLIAMS, BARBARA JONES	46.4*
2	Panama	Marcela Daniel, Jean Holmes, Silvia Hunte, Carlotta Gooden	48.2
3	Canada	Heather Campbell, Maureen Reyer, Sally McCullum, Valerie Jerome	48.5
4	Brazil	Odette Valentino, Iris dos Santos, Wanda dos Santos, Maria de Lima	51.8
5	Mexico	Guillermina Penia, Alicia Cardenas, Yolanda Vincourt, Rosalia Ridaura	52.3

\* New Pan American record (old mark was 47.0 set by USA, 1955).  
NOTE—No preliminary heats necessary.

## WOMEN'S ATHLETICS

Continued from page 239

co-ed from Tennessee State, won the 100 meters by about five feet over Wilma Rudolph. Carlotta Gooden of Panama was third. The time in the face of a head wind was :12.1. Olympian Barbara Jones, the defending champion and record holder in :11.5, was injured and failed to finish her semi-final.

After breaking the 200-meter meet record of :25.3 with a :24.1 clocking in her semi-final, Lucinda breezed to a four-yard victory over Isabelle Daniels, another Tennessee State U. star, in :24.2. Canada's Sally McCullum was third and Louise Mead of New York finished fifth.

Lucinda earned her third gold medal on the all-Tennessee State U. record-breaking 400-meter relay team. The quartet of Miss Daniels, Wilma Rudolph, Mrs. Williams and Barbara Jones won by about 15 yards over Panama in :46.4, bettering the mark of :47.0 set by the USA in 1955.

Mrs. Brown, a 24-year-old mother from Los Angeles, Calif., trimmed down to 200 pounds and broke the shot and discus records on every one of her throws. Her shot mark of 48 feet 2 inches was far over the old standard of 40 feet 10 1/8 inches set by Argentina's Ingeborg Mello de Preiss in 1951. Her discus heave of 161 feet 9 1/2 inches also erased the 141-foot 8 3/8-inch record set by the same girl.

In both events, Mrs. Brown led US sweeps of the three medals. The US also collected all the medals in the broad jump. These were taken by Tennessee Staters in the following order: Anne Smith, 18 feet 9 3/4 inches; Margaret Matthews, 18 feet 9 1/2 inches, and Willie B. White, 18 feet 8 1/2 inches.

Pamela Kurrell (138 feet 5 inches) of San Francisco, Calif., and Marlene Ahrens (with record of :24.1 in semi-finals).

Marjorie Larney (138 feet 4 1/2 inches) of New York, trailed Mrs. Brown in the discus. In the shot put, Sharon Shepherd (44 feet 2 3/4 inches) of Mapleton, Ore., and Wanda Wejzgowicz (43 feet) of St. Louis, Mo., also broke the record in earning their medals.

The 60-meter final was a tough one for the judges to decide. Isabelle Daniels was declared the winner although the first four finishers were timed in a record :07.4. Barbara Jones and Carlotta Gooden of Panama tied for second place with Martha Hudson, of Tennessee State U. fourth.

Ann Flynn of the German-American AC, a clerk from Irvington, N. J., won the high jump with a modest 5 feet 3 1/2 inches. Alice Whitty of Canada and Renato Frederichs of Chile shared second at 4 feet 11 inches. Martha Roniger of Burdick, Kansas, was fourth, also at 4 feet 11 inches, and Naomi Rogers of Roba, Ala., and Tuskegee Institute, seventh at 4 feet 9 inches.

Chile's Marlene Ahrens, second in the 1956 Olympics, captured the javelin throw with 148 feet 10 1/2 inches. Marjorie Larney was second on 143 feet 2 1/2 inches and Amelia Wood of River Edge, N. J., third at 140 feet 11 1/2 inches.

Bertha Diaz, Cuba's outstanding competitor and defending champion, took the 80-meter hurdles in a record :11.2. This was the only event in which the USA failed to win a medal. Wanda Dos Santos of Brazil was second and Marian Munroe of Canada third. Barbara Mueller of Chicago was fourth and Shirley Crowder, the favorite from Tennessee State, finished sixth.

Here are the 1959 champions:  
60 METERS—Isabelle Daniels, USA, :07.4 (record).

100 METERS—Lucinda Williams, USA, :12.1.

200 METERS—Lucinda Williams, :24.2

## HIGH JUMP

FINAL RESULTS — TUESDAY, SEPTEMBER 1

Place	Name of Contestant	Representing	Height
1	ANN FLYNN	UNITED STATES	5' 3 1/2"
2	Alice Whitty	Canada	4' 11"
	Tied with		
	Renato Frederichs	Chile	4' 11"
4	MARTHA RONIGER	UNITED STATES	4' 11"
5	Nelly Gomez	Chile	4' 9"
6	Maria de Lima	Brazil	4' 9"
7	NAOMI ROGERS	UNITED STATES	4' 9"
8	Alejandra Coffigny	Cuba	4' 9"
9	Benilde Ascanio	Venezuela	4' 7"
	Tied with		
	Valerie Jerome	Canada	4' 7"

NOTE—Final ranking where ties occurred were resolved on number of misses for each contestant involved. Lorraine Dunn, Panama; Silvia Zambrano, Panama; and Marlene Ahrens, Chile, were entered but did not compete.

80-METER HURDLES—Bertha Diaz, Cuba, :11.2 (record).

SHOT PUT—Mrs. Earlene Brown, USA, 48 feet, 2 inches (record).

DISCUS THROW—Mrs. Earlene Brown, 161 feet, 9 1/2 inches (record).

JAVELIN THROW—Marlene Ahrens, Chile, 148 feet, 10 1/2 inches.

HIGH JUMP—Ann Flynn, USA, 5 feet, 3 1/2 inches.

BROAD JUMP—Anne Smith, USA, 18 feet, 9 3/4 inches (record).

400-METER RELAY—USA (Isabelle Daniels, Wilma Rudolph, Lucinda Williams and Barbara Jones), :46.4 (record).

## FINAL RESULTS U. S. PAN AMERICAN WOMEN'S TRACK & FIELD TRIALS NATIONAL AAU CHAMPIONSHIPS

Cleveland, Ohio, June 28

60-Meter Dash—won by Isabelle Daniels, Tennessee State, :07.6; 2—Barbara Jones, Tennessee State, :07.6; 3—Martha Hudson, Tennessee State, :07.6; 4—Leahseneth O'Neil, Mayor Daley Y.F., :07.8; 5—Willie White, Tennessee State, :07.9; 6—L. Obera, Laurel Track, :07.9.

100-Meter Dash—won by Wilma Rudolph, Tennessee State, :12.1; 2—Lucinda Williams, Tennessee State, :12.1; 3—Barbara Jones, Tennessee State, :12.3; 4—Martha Hudson, Tennessee State, :12.4; 5—Leahseneth O'Neil, Mayor Daley Y.F., :12.5; 6—Margaret Matthews, Tennessee State, :12.5.

200-Meter Dash—won by Isabelle F. Daniels, Tennessee State, :24.1 (new championship record); 2—Lucinda Williams, Tennessee State, :24.4; 3—Wilma Rudolph, Tennessee State, :24.4; 4—Carlotta Gooden, Tuskegee, :25.2; 5—Louise Mead, P.A.L., :25.3; 6—F. Tucker, :25.9.

80-Meter Hurdles—won by Shirley Crowder, Tennessee State, :11.7; 2—Barbara Mueller, Mayor Daley Y.F., :11.7; 3—Joann Terry, Tennessee State, :11.8; 4—Doris McCaffrey, Alumni A.C., :12.1; 5—E. Parish, Laurel Track, :12.3; 6—Betty Scott, Tonkawa, Oklahoma, :12.8.

4-Kilo Shot Put—won by Earlene Brown, 46' 4 1/2"; 2—Sharon Shepherd, Mapleton, Oregon, 42' 3 1/2"; 3—Wanda Wejzgowicz, St. Louis, 40'; 4—Betty Scott, Tonkawa, Oklahoma, 39' 4 1/4"; 5—J. Whitehead, Monutclair, 38' 4 1/4"; 6—C. Wyatt, Williamsville, N. Y., 37' 11".


Discus Throw—won by Earlene Brown, Spartan A.C., 153' 8" (new championship record); 2—Pamela Kurrell, Laurel Track Club, 136' 1 1/2"; 3—M. Depree, Canada, 134' 7"; 4—Marjorie Larney, Queens Mercurettes, 134' 1 1/2"; 5—Mary Scott, Tonkawa, Oklahoma, 125' 5 1/2"; 6—D. Burchfield, Cosmopolitan, 118' 3".

Javelin Throw—won by Marjorie Larney, Queens Mercurettes, 133' 9 1/2"; 2—Amelia Wood, Queens Mercurettes, 131' 8"; 3—E. Backus, Marshfield, Mass., 137' 2"; 4—Peg Schaller, Queens Mercurettes, 134' 4 1/2"; 5—Mary Snyder, Harrisburg A.A., 127' 2 1/2"; 6—Sharon Shepherd, 125' 11".

Running Broad Jump—won by Margaret Matthews, Tennessee State, 19' 4 1/2"; 2—Anne Smith, Tennessee State, 19' 1 1/2"; 3—Willie White, Tennessee State, 18' 9 1/2"; 4—Ann Roniger, Cosmopolitan, 17' 10 1/2"; 5—Z. Rozkosna, Mayor Daley Y.F., 17' 7"; 6—Joann Terry, Tennessee State, 17' 3".

Running High Jump—won by Lis Josefson, Spartan A.C., 5' 4"; 2—Ann Roniger, Cosmopolitan, 5' 3"; 3—R. Robinson, Chicago, 5' 2"; 4—Ann Flynn, German-American A.C., 5' 2"; 5—Naomi Rodgers, Tuskegee Institute, 5'; 6—V. Thomas,







CHICAGO CITATIONS: (1) The marathon run was staged on a Wednesday morning over the outer drive, with incoming auto traffic confined to inner lanes. Runners shown are Alfred Confalone (left), and James Green, both of the USA. (2) USA's Bob Gardner high jumps 6'8½" for second place. (3) Barbara Jones, USA sprinter, wins 60 meter dash trial in fast time of 7.3 seconds but record is not allowed because of following wind. (4) Bill Dellinger, USA, beats Argentine's defending champion, Oswaldo Suarez, to the tape in the 5000 meter finals. (5) Richard Howard (left), and Josh Culbreath, both of USA, drive for the tape in the 400 meter hurdle finals, the former winning.














*EIGHT MEMBERS of the 1959 U. S. Pan American cycling team (above) drill on the 250 meter board track at Gately Stadium. (Left center) The championship U. S. 4000 meter pursuit team in action, left to right, James Rossi, Richard Cortright, Robert Pfarr, and Charles Hewitt. (Lower left) The pursuit team (center) receives the gold medals from N. R. Clark, president of the Bicycle Institute of America. Second place team was Uruguay, third place team was Argentine. (Lower right) Pat deCollibus USA, defeats Juan Canto in first heat of 1000 meter match race semi-finals before losing the next two to the Argentine.*





PAN AMERICAN GAMES, INCORPORATED (A Not for Profit Corporation)